


Pimpri Chinchwad Education Trust's
PIMPRI CHINCHWAD COLLEGE OF ENGINEERING

SECTOR NO. 26, PRADHIKARAN, NIGDI, PUNE 411044

An Autonomous Institute Approved by AICTE and Affiliated to SPPU, Pune

DEPARTMENT OF CIVIL ENGINEERING



**Curriculum Structure of B. Tech. Civil
and
Syllabus of S.Y. B.Tech Courses
(Approved by BOS Civil)
(Course 2020)**



Effective from Academic Year 2021-22

Institute Vision

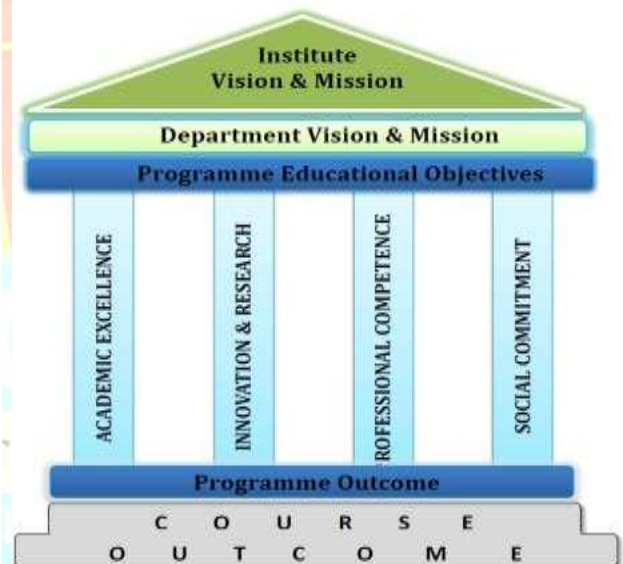
To Serve the Society, Industry and all the Stakeholders through the **Value-Added Quality Education.**

Institute Mission

To serve the needs of society at large by establishing State-of-the-Art Engineering, Management and Research Institute and impart attitude, knowledge and skills with quality education to develop individuals and teams with ability to think and analyze right values and self-reliance.

Quality Policy

We at PCCOE are committed to impart Value Added Quality Education to satisfy the applicable requirements, needs and expectations of the Students and Stakeholders. We shall strive for academic excellence, professional competence and social commitment in fine blend with innovation and research. We shall achieve this by establishing and strengthening state-of- the-art Engineering and Management Institute through continual improvement in effective implementation of Quality Management System.



INDEX

Sr. No.	Content	Page Number
1.	Curriculum Framework :Abbreviations	3
2	Curriculum Framework : Course and credit distribution	4
3	Curriculum Structure of SY B Tech Civil	6
4	List of open elective, Life skill and audit course	8
5	Course Syllabus SY B Tech (Semester-III)	9
6	Course Syllabus SY B Tech (Semester-IV)	28



Curriculum Framework for B. Tech Civil

SR. NO.	TYPE OF COURSES	ABBREVIATION
1.	Basic Science Course	BSC
2	Engineering Core Course	ECC
3	Humanities, Social Sciences And Management Course	HSMC
4	Professional Core Course	PCC
5	Professional Elective Course	PEC
6	#Open Elective Course	OEC
7	Project	PROJ
8	Internship	INTR
9	Audit Course	Audit
10	Mandatory Course	MC
11	Life Skill	LS
12	Proficiency Course	PFC
13	Massive Open Online Course	MOOC

Course and Credit Distribution

Sr. No.	TYPE OF COURSE	NO. OF COURSES	TOTAL CREDITS	
			NO.	%
1.	Basic Science Course (BSC)	8	23	14
2.	Engineering Core Course (ECC)	14	22	14
3.	Humanities, Social Science and Management Course (HSMC)	6	13	8
4.	Professional Core Course(PCC)	24	48	30
5.	Professional Elective Course(PEC)	6	18	11
6.	Open Elective Course(OEC)	6	18	11
7.	Project(PROJ)	2	16	10
8.	Internship(INTR)	1	3	2
9.	Audit Course (AUDIT)	3	0	-
10.	Mandatory course (MC)	2	0	-
11.	Life Skill (LS)	4	0	-
12.	Proficiency course (PFC)	3	0	-
13.	Massive Open Online Courses (MOOC)	1	0	-
TOTAL		80	161	100

COURSE DISTRIBUTION : SEMESTER WISE										
Sr. No.	TYPE OF COURSE	NO. OF COURSES/ SEMESTER								TOTAL
		1	2	3	4	5	6	7	8	
1.	Basic Science Course (BSC)	3	3	2	-	-	-	-	-	8
2.	Engineering Core Course (ECC)	6	5	2	1	-	-	-	-	14
3.	Humanities, Social Science and Management Course (HSMC)	1	1	1	1	1	1	-	-	6
4.	Professional Core Course(PCC)	-	-	6	6	4	4	4	-	24
5.	Professional Elective Course(PEC)	-	-	-	-	2	2	2	-	6
6.	Open Elective Course(OEC)	-	-	-	1	1	2	2	-	6
7.	Project(PROJ)	-	1	-	-	-	-	-	1	2
8.	Internship(INTR)	-	-	-	-	-	-	-	1	1
9.	Audit Course (AUDIT)	-	-	-	1	1	1	-	-	3
10.	Mandatory course (MC)	-	-	-	-	1	1	-	-	2
11.	Life Skill (LS)	1	1	1	1	-	-	-	-	4
12.	Proficiency course (PFC)	-	-	-	1	1	1	-	-	3
13.	Massive Open Online Courses (MOOC)	-	-	-	-	-	-	-	1	1
TOTAL		11	11	12	12	12	13	9	3	80
CREDIT DISTRIBUTION : SEMESTER WISE										
1 Lecture hour = 1 Credit 2 Lab Hours = 1 Credit 1 Tutorial Hour = 1 Credit										
Sr. No.	TYPE OF COURSE	NO. OF COURSES/ SEMESTER								TOTAL
		1	2	3	4	5	6	7	8	
1.	Basic Science Course (BSC)	9	9	5	-	-	-	-	-	23
2.	Engineering Core Course (ECC)	9	7	3	3	-	-	-	-	22
3.	Humanities, Social Science and Management Course (HSMC)	2	2	3	2	2	2	-	-	13
4.	Professional Core Course(PCC)	-	-	12	12	8	8	8	-	48
5.	Professional Elective Course(PEC)	-	-	-	-	6	6	6	-	18
6.	Open Elective Course(OEC)	-	-	-	3	3	6	6	-	18
7.	Project(PROJ)	-	2	-	-	-	-	-	14	16
8.	Internship(INTR)	-	-	-	-	-	-	-	3	3
9.	Audit Course (AUDIT)	-	-	-	-	-	-	-	-	0
10.	Mandatory course (MC)	-	-	-	-	-	-	-	-	0
11.	Life Skill (LS)	-	-	-	-	-	-	-	-	0
12.	Proficiency course (PFC)	-	-	-	-	-	-	-	-	0
13.	Massive Open Online Courses (MOOC)	-	-	-	-	-	-	-	-	0
Total		20	20	23	20	19	22	20	17	161



Curriculum structure

B Tech

Civil Engineering

CURRICULUM STRUCTURE FOR 2nd YEAR B. TECH. CIVIL ENGINEERING

SEMESTER – III														
Course Code	Course Type	Course Name	Teaching Scheme					Evaluation Scheme						
			L	T	P	H	CR	CIE		ETE	TW	PR	OR	Total
								IE	MTE					
BAS3204	BSC	Applied Mathematics	3	-	-	3	3	20	30	50		-	-	100
BCI3202	BSC	Statistical Methods in Civil Engineering	1	1	-	2	2	-	-	-	50	-	-	50
BCI3301	ECC	Engineering Geology	2	-	-	2	2	20	30	50		-	-	100
BCI3401	PCC	Strength of Materials	3	-	-	3	3	20	30	50	-	-	-	100
BCI3402	PCC	Building Planning, Construction and Material	3	-	-	3	3	20	30	50	-	-	-	100
BCI3403	PCC	Fluid Mechanics	3	-	-	3	3	20	30	50	-	-	-	100
BCI3302	ECC	Engineering Geology Lab	-	-	2	2	1	-	-	-	25	-	-	25
BCI3404	PCC	Testing of Materials Lab	-	-	2	2	1	-	-	-	-	-	25	25
BCI3405	PCC	Building Planning, Construction and Material Lab	-	-	2	2	1	-	-	-	25	-	25	50
BCI3406	PCC	Fluid Mechanics Lab	-	-	2	2	1	-	-	-	25	-	25	50
BHM3101	HSMC	Universal Human Values	3	-	-	3	3	30	-	20	-	-	-	50
BHM3939	LS	Life skill -III	-	-	2	2	-	-	-	-	-	-	-	GR
		Total	18	1	10	29	23	-	-	-	-	-	-	750

L- Lecture, T- Tutorial, P- Practical, H-Hours, CR- Credit, CIE-Continuous Internal Evaluation, IE – Internal Evaluation, MTE – Mid Term Examination, ETE – End Term Examination, TW – Term Work, PR- Practical Exam, OR – Oral Exam

CURRICULUM STRUCTURE FOR 2nd YEAR B. TECH. CIVIL ENGINEERING

SEMESTER – IV														
Course Code	Course Type	Course Name	Teaching Scheme					Evaluation Scheme						
			L	T	P	H	CR	CIE		ETE	TW	PR	OR	Total
IE	MTE													
BCI4407	PCC	Geotechnical Engineering	3	-	-	3	3	20	30	50	-	-	-	100
BCI4408	PCC	Surveying & Geomatics	3	-	-	3	3	20	30	50	-	-	-	100
BCI4409	PCC	Concrete Technology	3	-	-	3	3	20	30	50	-	-	-	100
BAS4601/ 2/3/4/5/6	OEC	Open Elective-1	3	-	-	3	3	20	30	50	-	-	-	100
BCI4303	ECC	Mechanics of Structure	3	-	-	3	3	20	30	50	-	-	-	100
BCI4410	PCC	Geotechnical Engineering Lab	-	-	2	2	1	-	-	-	25	-	25	50
BCI4411	PCC	Surveying & Geomatics Lab	-	-	2	2	1	-	-	-	25	50	-	75
BCI4412	PCC	Concrete Technology Lab	-	-	2	2	1	-	-	-	50	-	25	75
BHM4101	HSMC	Professional skills for Engineers	2	-	-	2	2	30	-	20	-	-	-	50
BHM4940	LS	Life Skill - IV	-	-	2	2	-	-	-	-	-	-	-	GR
BCI4911	PFC	Proficiency Course-1	-	-	2	2	-	-	-	-	-	-	-	GR
BHM9961 /62/63/64/ 65	AUDIT	Audit Course-1	1	-	-	1	-	-	-	-	-	-	-	GR
Total			18	0	10	28	20	-	-	-	-	-	-	750

L- Lecture, T- Tutorial, P- Practical, H-Hours, CR- Credit, CIE-Continuous Internal Evaluation, IE – Internal Evaluation, MTE – Mid Term Examination, ETE – End Term Examination, TW – Term Work, PR- Practical Exam, OR – Oral Exam

LIST OF OPEN ELECTIVE-1

Semester- IV		
Course Code	Course Name	
BAS4601	Numerical Methods	Choose any one
BAS4602	Mathematical Optimization	
BAS4603	Calculus of Variation	
BAS4604	Mathematical Modelling and Simulation	
BAS4605	Financial Mathematics	
BAS4606	Neural Network and fuzzy logic Control	

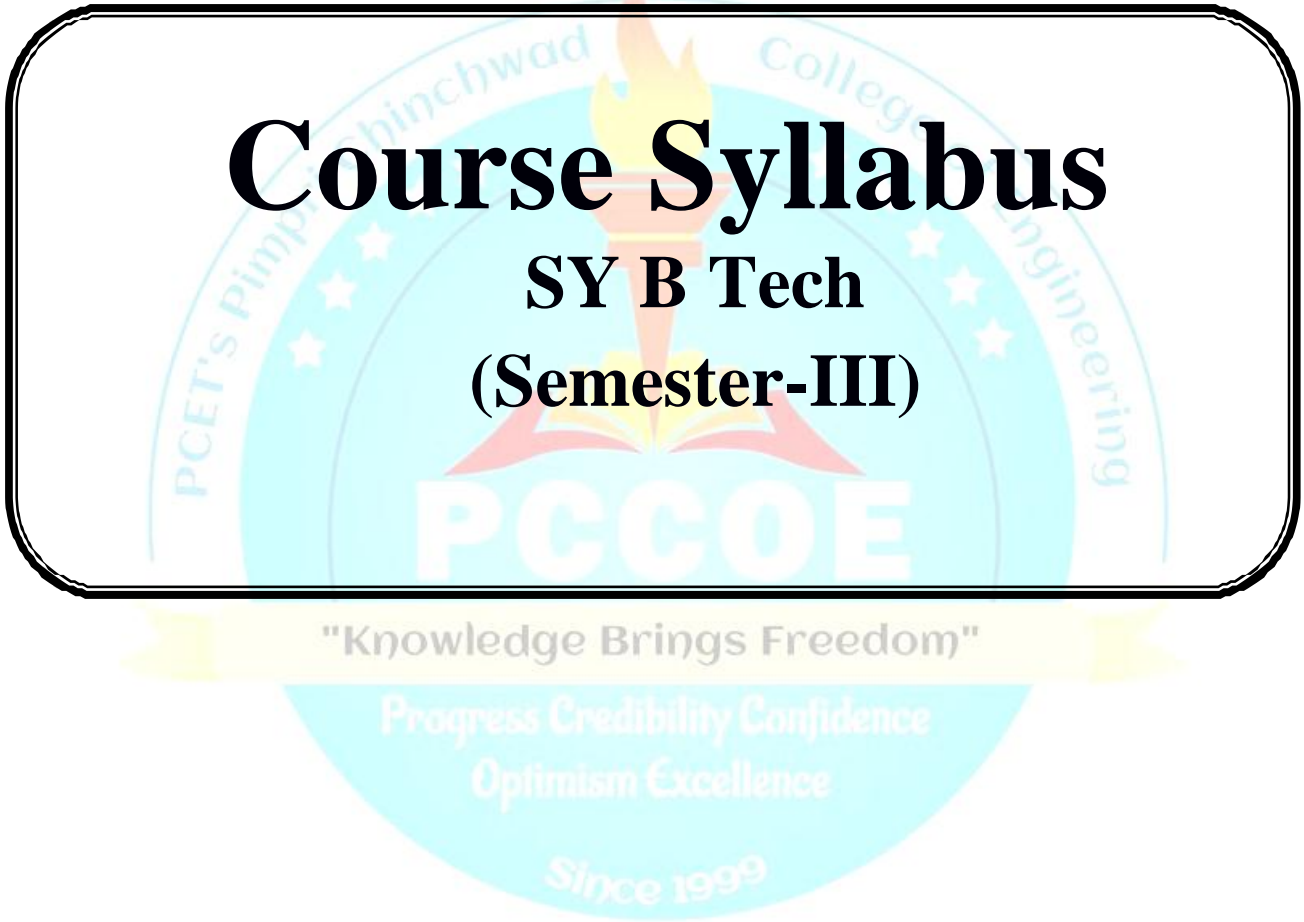
LIST OF LIFE SKILL COURSES

Semester- III		
Course Code	Course Name: Life Skills-III	
BHM3939	1. Practicing Meditation 2. Sports	Choose any one
	Performing Arts: Music, Singing, Poetry, Indian Conventional Dancing, Photography, Short Movie Making, Painting/ Sketching/ Drawing, Theatre Arts, Anchoring, Calligraphy etc.	Choose any one performing arts

Semester- IV		
Course Code	Course Name: Life Skills-IV	
BHM4940	1. Social welfare and Cultural Awareness 2. Transactional Analysis	Choose any one
	Caring and service Hospital Caring, Personal Safety, First Aid, Disaster Management Gardening, Organic farming, Cooking etc.	Choose any one caring & service

LIST OF AUDIT COURSES

Semester -IV		
Course Code	Name of Course	
BHM9961	Environmental Science	Choose any one
BHM9962	Constitution of India	
BHM9963	Emotional Intelligence	
BHM9964	Entrepreneurship development	
BHM9965	Research article writing	



Course Syllabus

SY B Tech

(Semester-III)

"Knowledge Brings Freedom"

Progress Credibility Confidence
Optimism Excellence

Since 1999

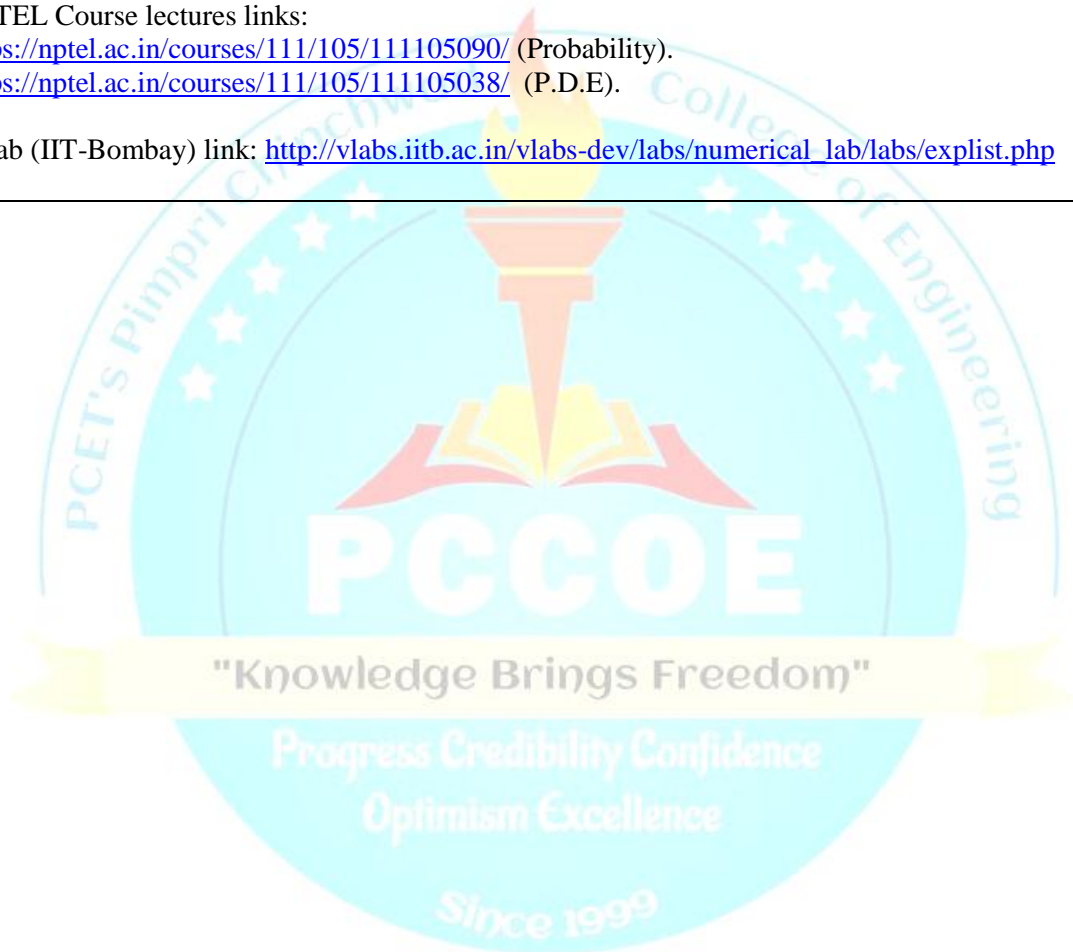
Program:	B. Tech. Civil			Semester:	III		
Course:	Applied Mathematics			Code:	BAS3204		
Teaching Scheme				Evaluation Scheme			
Lecture	Tutorial	Credit	H	IE	MTE	ETE	Total
3	-	3	3	20	30	50	100
Prior knowledge of							
1. Univariate Calculus 2. Multivariate Calculus							
Course Objectives:							
This course aims at enabling students, 1. To get acquainted with mathematical modeling of physical systems and their solutions through higher order Linear Differential Equations. 2. To develop expertise in problem formation and problem solving using Statistical analysis and Probability theory. 3. To achieve a solid understanding of higher level mathematics and their applications in Civil Engineering.							
Course Outcomes:							
After learning the course, the students will be able to 1. Apply the concepts of higher order linear differential equations to analyze the bending of a beam and whirling of shaft problems. 2. Evaluate vector differentiation and apply concepts to analyze the vector fields. 3. Perform line, surface, and volume vector integration to analyze the vector fields and apply to fluid flow problems. 4. Analyze numerical data using descriptive statistical techniques. 5. Apply probability theory and hypothesis tests to predict and analyze the data. Solve the partial differential equation using the method of separation of variables to analyze wave, transport, one and two-dimensional heat flow equations.							
Detailed Syllabus:							
Unit	Description						Duration (H)
1.	Linear Differential Equations: Introduction of Linear and Nonlinear differential equations, Linear differential equation of n^{th} order with constant coefficients, General method, Shortcut methods, Method of Variation of Parameters, Applications to problems on bending of beam & whirling of shafts.						8
2.	Vector Differentiation Calculus: Introduction, Vector differential operators, Gradient, Divergent, Curl, Physical interpretation of vector differentiation, Directional derivatives, Solenoidal, Irrotational and conservative fields, Scalar potential.						6
3.	Vector Integration Calculus: Line, Surface, and Volume Integration of vectors, Work-done, Green's lemma, Gauss's divergence theorem, Stoke's theorem. Applications to problems in Fluid Mechanics.						6
4.	Statistics: Measures of central tendency, Standard deviation, Coefficient of variation, Correlation and Regression, Curve fitting, and applications.						4
5.	Probability Distribution and Hypothesis Testing: Probability, Discrete & Continuous random variable, Binomial, Poisson & Normal distributions. Hypothesis Test: p-Test, Chi-Square test, ANOVA Test.						6
6.	Applications of Partial Differential Equations: Partial differential equations, Method of separation of variables, One dimensional Wave, Heat and Transport equation, Two-dimensional Heat flow equation.						6
	Total						36
Text Books:							
1. B.V. Ramana , "Higher Engineering Mathematics", Tata McGraw-Hill, 34 edition, ISBN 13:9780070634190. 2. Erwin Kreyszig, "Advanced Engineering Mathematics" Wiley Eastern Ltd.,10 Edition, ISBN 13: 9780470458365.							

Reference Books:

1. Peter V. O'Neil, "Advanced Engineering Mathematics", Thomson Learning ,7 Edition, ISBN 13: 9781337274524.
2. M. D. Greenberg , "Advanced Engineering Mathematics", Pearson Education, 2 Edition, ISBN 13: 9780486492797.
3. S.R.K. Iyengar, Rajendra K. Jain, "Advanced Engineering Mathematics", Alpha Science International, Ltd,4 Edition, ISBN 13: 9781842658468.
4. B. S. Grewal , "Higher Engineering Mathematics", Khanna Publication, 42 Edition, ISBN 13: .9788174091955.
5. N. P. Bali, Manish Goyal, " A textbook of Engineering Mathematics", 9th Edition, ISBN 16:978-8131808320.

e-sources:

1. NPTEL Course lectures links:
<https://nptel.ac.in/courses/111/105/111105090/> (Probability).
<https://nptel.ac.in/courses/111/105/111105038/> (P.D.E).
2. V-lab (IIT-Bombay) link: http://vlabs.iitb.ac.in/vlabs-dev/labs/numerical_lab/labs/explist.php



Program:		B. Tech. (Civil)			Semester:		III	
Course: Statistical methods in Civil Engineering					Code:		BCI3202	
Teaching Scheme				Evaluation Scheme				
Lecture	Tutorial	Credit	H	TW	OR	PR	Total	
1	1	2	2	50	-	-	50	
Prior Knowledge of: Linear Algebra Univariate Calculus, Linear Algebra Univariate Calculus. (Methods and basic concepts in mathematics is essential)								
Course Objectives:								
1.To build conceptual understanding of statistical methods. 2.To impart knowledge of the applications of statistical methods in Civil Engineering domains								
Course Outcomes:								
After learning the course, the students will be able to:								
1. Apply regression, correlation in Civil Engineering 2. Apply probability and statistics in Civil Engineering 3. Apply concept of matrices in Civil Engineering 4. Apply linear differential equations in Civil Engineering								
Detailed Syllabus:								
Applications of following methods in civil engineering domain:								
a) Regression and correlation b) Probability and Statistics c) Matrices d) Linear Differential Equations								
Assignments: Six assignment based on the above topics will be covered in tutorial								
Text Books:								
1. Higher Engineering Mathematics by B.V. Ramana (Tata McGraw-Hill), 2018 2. Advanced Engineering Mathematics by Erwin Kreyszig (Wiley Eastern Ltd.), 10 th Edition 3. Advanced Engineering Mathematics, 2e, by M. D. Greenberg (Pearson Education).								
Reference Books:								
1. Advanced Engineering Mathematics, 7e, by Peter V. O'Neil (Thomson Learning), 2012 2. Higher Engineering Mathematics by B. S. Grewal (Khanna Publication, Delhi). 3. Applied Mathematics (Volumes I and II) by P. N. Wartikar & J. N. Wartikar (Pune Vidyarthi Griha Prakashan, Pune).								
e-sources:								
NPTEL Course lectures links:								
https://nptel.ac.in/courses/111/105/111105090/ https://nptel.ac.in/courses/127/106/127106019/								

Program:	B. Tech. (Civil)			Semester:	III		
Course:	Engineering Geology			Code:	BCI3301		
Teaching Scheme				Evaluation Scheme			
Lecture	Tutorial	Credit	H	IE	MTE	ETE	Total
2	-	2	2	20	30	50	100
Prior Knowledge: Earth Science. (Physical Geography is essential)							
Course Objectives:							
<ol style="list-style-type: none"> To impart the knowledge of the physical properties of minerals, various rocks types, their inherent characteristics and its applications to civil engineering. To introduce plate tectonics and comprehend structural geology applied to civil engineering projects. To provide knowledge of geomorphic features formed by fluvial and marine processes, preliminary geological exploration. To introduce the concepts of site selection of dams, reservoir and tunnels. 							
Course Outcomes:							
After learning the course, the students will be able to:							
<ol style="list-style-type: none"> Explain various rocks and minerals with their uses in civil engineering Explain the effect of plate tectonics and identify geological structures Explain the geomorphology and process of subsurface geological investigations Comprehend the importance of geological nature of the site, precautions and treatments to improve the site conditions for dams, reservoirs and tunnels. 							
Detailed Syllabus:							
Unit	Description						Duration (H)
1.	Mineralogy, Petrology and General Geology a) Scope and sub divisions of geology. b) Introduction to mineralogy: physical properties of minerals, classification of minerals. c) Introduction to petrology: rock cycle Igneous Petrology: plutonic, hypabyssal and volcanic rocks, mineral composition, structure, texture and classification of igneous rocks, commonly observed igneous rocks. Sedimentary Petrology: rock weathering, origin, mineral composition, genetic classification of secondary rocks, grain size classification and textures, sedimentary structures, diagenesis process, commonly observed sedimentary rocks. Metamorphic Petrology: metamorphism, agents, types of metamorphism, texture and structures, mineral composition, commonly observed metamorphic rocks.						6
2.	Plate Tectonics and Structural Geology a) Introduction to plate tectonics theory and mountain building activity. b) Structural geology: out crop, dip and strike, conformable series, unconformity and overlap, faults and their types, folds and their types, inliers and outliers. c) Structures: structural features resulted due to igneous intrusions, concordant and discordant igneous intrusions, joints and their types.						6
3.	Geomorphology and Preliminary Geological Studies a) Geomorphology: geological action of river, coastal geology. b) Preliminary geological explorations: reconnaissance survey, desk study, surface and subsurface geological investigation: methods, significance and limitations, RQD, core recovery c) Techniques of correlation for surface and subsurface exploration for landforms, geology and groundwater studies						6
4.	Role of Engineering Geology in Reservoirs, Dams and Tunneling. a) Geology of dams & reservoir: strength, stability and water tightness of foundation rocks, influence of geological conditions on the choice and type of dams, preliminary geological work on dams and reservoir sites, precautions to be taken to counteract unsuitable conditions and their relevant treatments with case studies.						6

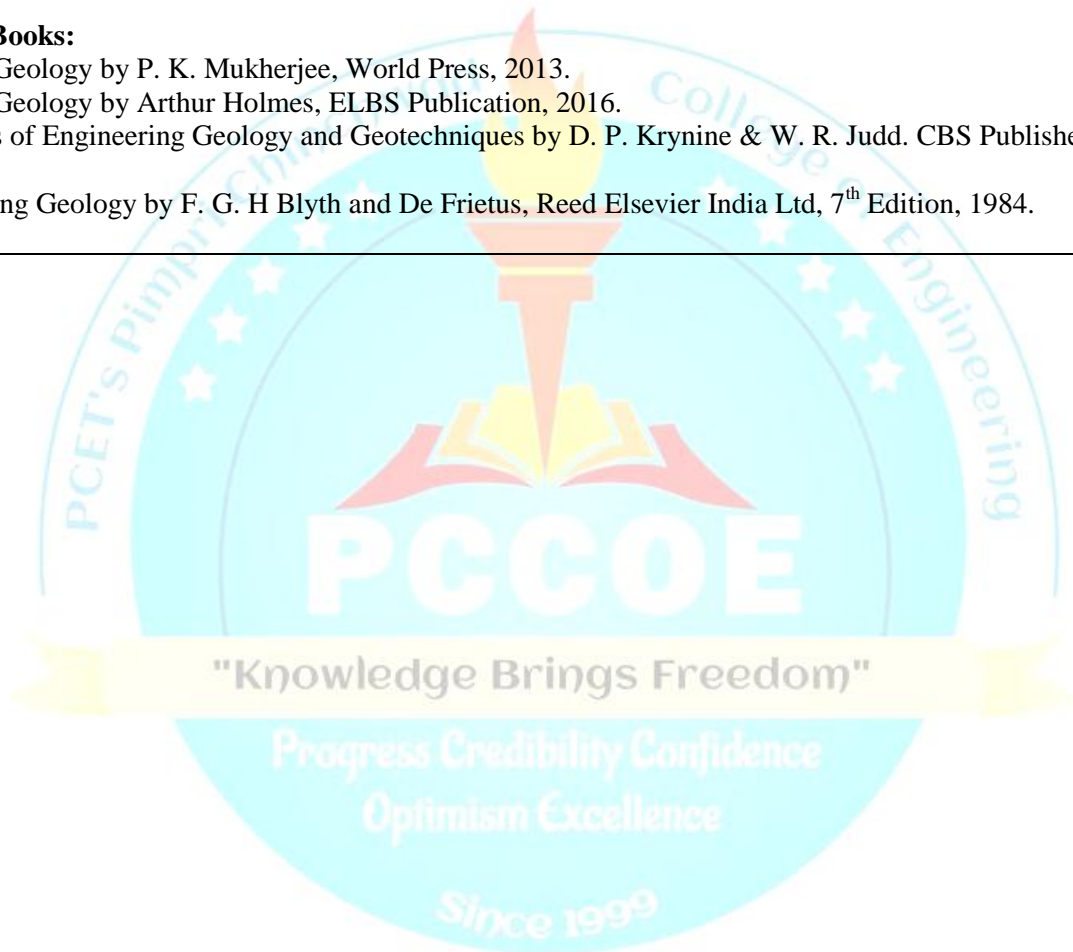
	b) Tunneling: Preliminary geological investigations, important geological considerations while choosing alignment, difficulties during tunneling as encountered due to various geological conditions.	
	Total	24

Text Books:

1. Text Book of Engineering Geology by R. B. Gupte, P.V.G. Publications, Pune, 2001.
2. A Text Book of Engineering Geology by N. Chenna Kesavulu, McMillan India Ltd, 2010.
3. Principles of Engineering Geology by D. Venkat Reddy, Vikas Publishers, 2010.
4. Engineering and General Geology by Parbin Singh, S.K. Kataria & Sons, 2013.
5. Principles of Engineering Geology by K.M. Bangar, Standard Publishers, 2020.
6. Structural Geology by Marland P. Billings, Pearson Education, 3rd Edition, 2016.

Reference Books:

1. Physical Geology by P. K. Mukherjee, World Press, 2013.
2. Physical Geology by Arthur Holmes, ELBS Publication, 2016.
3. Principles of Engineering Geology and Geotechniques by D. P. Krynine & W. R. Judd. CBS Publishers, New Delhi, 2018.
4. Engineering Geology by F. G. H Blyth and De Frietus, Reed Elsevier India Ltd, 7th Edition, 1984.



Program:	B. Tech. (Civil)			Semester:	III		
Course:	Strength of Materials			Code:	BCI3401		
Teaching Scheme				Evaluation Scheme			
Lecture	Tutorial	Credit	H	IE	MTE	ETE	Total
3	-	3	3	20	30	50	100
Prior Knowledge of: Engineering Mathematics, Engineering Mechanics. (Derivative, integration, mathematical calculations, equilibrium conditions, types of supports and analysis of beams is essential)							
Course Objectives:							
1. To impart knowledge of stresses and strains for determinate structural members. 2. To build concept of shear force and bending moment diagram for determinate beams. 3. To provide knowledge of slope and deflection for determinate structural members.							
Course Outcomes:							
After learning the course, the students will be able to:							
1. Calculate different types of stresses, strains in determinate and indeterminate structures. 2. Develop shear force and bending moment diagram for determinate beams and calculate the torsional stresses in circular shaft. 3. Calculate shear and bending stresses and draw stress distribution diagram. 4. Determine principal stresses and strains and apply failure theories. 5. Analyze axially loaded and eccentrically loaded column. 6. Determine the slopes and deflection of determinate beams.							
Detailed Syllabus:							
Unit	Description						Duration (H)
1.	Simple stresses and strains: a) Stress and strain -linear, lateral, shear and volumetric, generalized Hooke's law. Elastic constants and their relationship for isotropic materials. b) Axial force diagram, stresses, strains and deformation in determinate and indeterminate homogeneous and composite bars under concentrated loads, self-weight and temperature changes.						6
2.	Shear force, bending moment diagram and torsion of circular shafts: a) Concept and definition of shear force and bending moment. Beams under various types of loading, shear force and loading diagram from given bending moment diagram. b) Stresses, strains and deformation in determinate and indeterminate shafts of hollow and solid sections of homogenous and composite materials subjected to torsion.						6
3.	Stresses in beams due to shear and bending: a) Shear stress distribution diagram for standard sections, maximum and average shear stress. b) Theory of pure bending, flexure formula, bending stress distribution diagram, moment of resistance and section modulus.						6
4.	Principal Stresses and Strains: a) Concept of principal planes and principal stresses, normal and shear stresses on an oblique plane, magnitude and orientation of principal stresses and maximum shear stress. b) Combined effect of axial stress, bending moment, shear and torsion. Theories of failure for maximum: normal stress, shear stress and strain theory.						6
5.	Axially and eccentrically loaded columns: a) Critical load and buckling, Euler's formulae for column with hinged ends, equivalent length for various end conditions. Rankine's formula. b) Direct and Bending Stresses: Eccentrically loaded short columns including biaxial cases.						6
6.	Slope and deflection of determinate beams: a) Double integration method (Macaulay's method). b) Moment Area method, Conjugate beam method.						6
	Total						36

Text Books:

1. Mechanics of Structures Vol. I by S. B. Junnarkar and Dr. H. J. Shah, Charotar Publishing House Pvt Ltd., 23rd Edition, 2013.
2. Strength of Materials by R. Subramanian, Oxford University Press, 4th Edition, 2012
3. Strength of Materials by S. S. Ratan, Tata McGraw Hill. 2nd Edition, 2011


Reference Books:

1. Elements of Strength of Materials by Timoshenko and Young, East-West Press Ltd. 5th Edition, 2013.
2. Strength of Materials by F.L. Singer and Andrew Pytel, Harper and Row Publication.
3. Mechanics of Materials by Beer and Johnston, McGraw Hill Publication. 7th Edition, 2017
4. Introduction to Mechanics of Solids by E.P. Popov, Prantice Hall Publication. 2nd Edition, 2011
5. Mechanics of Materials by Gere & Timoshenko, CBC publisher. 8th Edition, 2013
6. Elementary Structural Analysis by Norris, Wilbur and Utku, Tata McGraw Hill Publisher.
7. Intermediate Structural Analysis by R. C. Hibbler, Pearson Education Publishers.

E Resources:

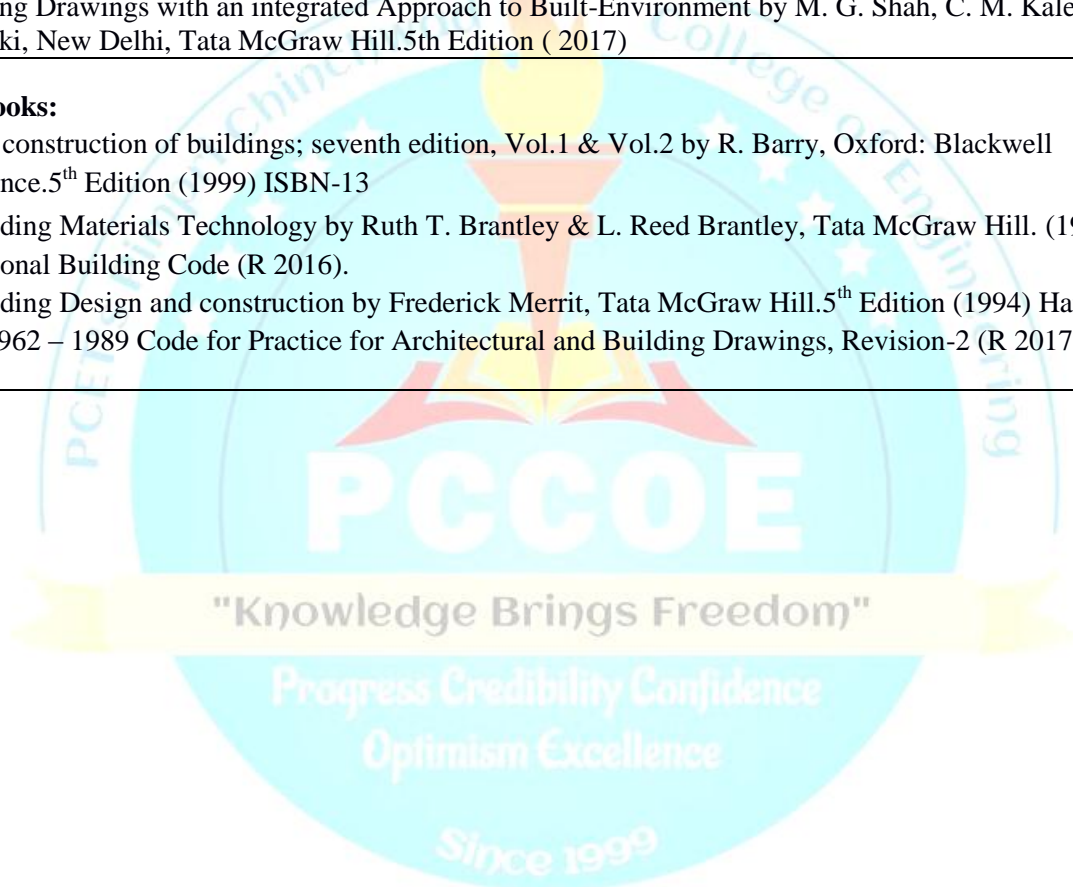
<https://nptel.ac.in/courses/105/105/105105108/>

<https://nptel.ac.in/courses/112/107/112107146/>



Program:	B. Tech. (Civil)			Semester:	III		
Course:	Building Planning, Construction and Material			Code:	BCI3402		
Teaching Scheme				Evaluation Scheme			
Lecture	Tutorial	Credit	H	IE	MTE	ETE	Total
3	-	3	3	20	30	50	100
Prior Knowledge of: 1. Basic Civil Engineering (knowledge of Building Components) 2. Engineering Graphics (Basic concept of isometric & orthographic projection, scale, line types, lettering, dimensioning etc.) (Construction processes, Visualization of objects to its view from all directions is essential)							
Course Objectives:							
<ol style="list-style-type: none"> To impart knowledge of submission drawing by understanding Building bye laws. To make aware about various building components and their construction methods. To provide knowledge of construction materials and their properties. 							
Course Outcomes:							
After learning the course, the students will be able to:							
<ol style="list-style-type: none"> Explain concepts of building planning, control regulations and building bye-laws. Apply knowledge of building planning for preparing submission drawings, building municipal bye laws. Suggest appropriate type of building component and material suitable for given condition. Enumerate methods of construction of various building components. Explain important properties of building materials used in civil engineering construction. Suggest suitable construction materials, satisfying the performance criteria. 							
Detailed Syllabus:							
Unit	Description						Duration (H)
1.	Building design & drawing: Principles of Building & Architectural Planning, Importance of building drawing, Types of building drawings, concept of line plan, presentation drawings, developed plan, sanction plan- elevation, section, selection of scales for various drawings, abbreviations and symbols as per IS 962. Building bye-laws- set back distance, open spaces, floor area ratio (F.A.R.), concept of volume to plot area ratio (VPR), building line, control line, height regulations, standard room sizes, minimum ventilation, parking space requirement.						6
2.	Architectural planning of buildings: Functional requirements and dimensions of various units. Development of plan, elevation, sectional elevation, and schedule of opening from the given line plan of residential buildings. Prepare water supply, sanitary and electrical layout for residential buildings. Planning of public buildings like primary health centre, school building, college canteen, office building.						6
3.	Masonry construction & Form work: Building components and their basic requirements i.e substructure and superstructure requirements. Foundation-relevance with geotechnical investigation. Masonry- its type, construction procedure and supervision. Scaffolding requirement and types. Recent trends in lightweight masonry, Form work and casting procedure for reinforced concrete columns, R.C.C. beams, R.C.C. slabs.						6
4.	Building components: Various components of building, their functions, types and method of construction of - foundation, plinth, plinth filling, column, beam, slab/roof, flooring, lintel, arches, weather shed, waterproofing treatments, parapet wall, windows, doors, stairs, elevators, escalators etc. Design of dog legged stairs and quarter turn stairs.						6
5.	Building Material: Physical, chemical and engineering properties of building materials as per BIS specifications, laboratory tests to be performed. Types, strength, durability and application of building materials like clay products, timber, stones, bricks, sand, lime, aggregates cement, mortar and concrete (PCC, RCC & PS). Safety aspects with respect to storage of materials.						6

6.	Miscellaneous materials: Miscellaneous construction materials for various items in building construction like industrial form of timber, plastic, PVC, FRP, ceramic products, Ferro-cement, glass, steel, aluminum, gypsum, bituminous materials, paints (its constituents & types), decorative panels, thermal & sound insulating materials, and waterproofing compounds. Performance criteria, sustainability and life-cycle cost for above mentioned materials, Eco-friendly building materials.	6
Total		36
Text Books: <ol style="list-style-type: none"> 1. Building Materials by S.S.Bhavikatti, Vikas Publication House Private Ltd. First Edition (2014) 2. Building Materials by S.V. Deodhar, Khanna Publication 3. Building Construction by B.C. Punmia, Laxmi Publications.11th Edition (2016) 4. Building Materials by B.C. Punmia, Laxmi Publications.11th Edition (2016) 5. Building Materials by S. K. Duggal, New Age International Publishers. 5th Edition (2019) 6. Building Construction by S.C. Rangwala, Charotar Publications.33rd Edition (2016). 7. Building Construction by Bindra and Arora, DhanpatRai Publications.11th Edition (2010) 8. Building Drawings with an integrated Approach to Built-Environment by M. G. Shah, C. M. Kale and S. Y. Patki, New Delhi, Tata McGraw Hill.5th Edition (2017) 		
Reference Books: <ol style="list-style-type: none"> 1. The construction of buildings; seventh edition, Vol.1 & Vol.2 by R. Barry, Oxford: Blackwell Science.5th Edition (1999) ISBN-13 2. Building Materials Technology by Ruth T. Brantley & L. Reed Brantley, Tata McGraw Hill. (1995). 3. National Building Code (R 2016). 4. Building Design and construction by Frederick Merrit, Tata McGraw Hill.5th Edition (1994) Hand Book. 5. I.S. 962 – 1989 Code for Practice for Architectural and Building Drawings, Revision-2 (R 2017) 		



Program:	B. Tech. (Civil)			Semester:	III		
Course:	Fluid Mechanics			Code:	BC13403		
Teaching Scheme				Evaluation Scheme			
Lecture	Tutorial	Credit	H	IE	MTE	ETE	Total
3	-	3	3	20	30	50	100
Prior Knowledge of: Physics, Engineering Mechanics. (Engineering Mathematics is essential)							
Course Objectives:							
<ol style="list-style-type: none"> 1. To impart knowledge of fluid properties, dimensional analysis using Buckingham π theorem, fluid statics, buoyancy and floatation 2. To build the concept of fluid kinematics and fluid dynamics with reference to fluid flow 3. To make aware of boundary layer theory and flow around submerged bodies 4. To get acquainted of open channel flow and hydraulic machinery. 							
Course Outcomes:							
After learning the course, the students will be able to:							
<ol style="list-style-type: none"> 1. Calculate fluid properties and carry out dimensional analysis 2. Analyze problems involving fluid statics, buoyancy and floatation 3. Explain fluid kinematics and analyze problems on fluid dynamics and pipe flow 4. Explain boundary layer theory and analyze problems on flow around submerged bodies 5. Analyze problems on open channel flow 6. Understand classification of hydraulic machinery (pumps and turbines) 							
Detailed Syllabus:							
Unit	Description						Duration (H)
1.	<p>Properties of Fluids: Definition of fluid and fluid mechanics: examples and practical applications, classification of fluids: real and ideal, physical properties of fluids, Newton's law of viscosity dynamic and kinematic viscosity, compressibility, cohesion, adhesion, surface tension, capillarity, vapour pressure.</p> <p>Dimensional Analysis and Model Studies: Dimensional homogeneity, dimensional analysis using Buckingham's π theorem method, geometric, kinematic and dynamic similarity, important dimensionless numbers (Reynold, Froude, Euler, Mach and Weber) and their significance.</p>						6
2.	<p>Fluid Statics: Basic equation of hydrostatics, concept of pressure, pressure head, Pascal's law, measurement of pressure (absolute, gauge), principle of manometers for balancing liquid column, dead weight, pressure transducers and their types, total pressure and centre of pressure on plane horizontal, vertical, inclined and curved surfaces: practical applications.</p> <p>Buoyancy and Floatation Principle of floatation and buoyancy, stability of floating and submerged bodies.</p>						6
3.	<p>Fluid kinematics and fluid dynamics: Classification of flows, continuity equation, forces acting on fluid mass in motion, Euler's equation of motion along a stream line, Bernoulli's equation and modified Bernoulli's equation, concept of hydraulic gradient line and total energy line, application of Bernoulli's equation to measure discharge and velocity of flow: venturimeter, orifice meter, rotameter and pitot tube.</p> <p>Laminar and turbulent flow through pipe Characteristics of laminar flow, laminar flow through a circular pipe: Hagen Poiseuille equation, turbulent flow. Head loss, major and minor losses, variation of friction factor for laminar flow and for turbulent flow, resistance to flow in smooth and rough pipes. Flow through simple and compound pipe, pipes in series and parallel, Dupit's equation, Introduction to Hardy Cross method.</p>						6

4.	<p>Boundary layer theory Concept, development of boundary layer on flat plate and factors affecting growth, boundary layer thickness, displacement thickness, boundary layer separation and methods to control separation</p> <p>Fluid flow around submerged objects: Practical problems involving fluid flow around submerged objects, definitions and expressions for drag and lift, drag coefficient, lift coefficient, types of drag. Introduction to drag on sphere, cylinder, flat plate and Aerofoil. Karman's vortex street, development of lift, introduction to Magnus effect, lift on cylinder and Aerofoil, polar diagram.</p>	6
5.	<p>Flow through open channel Classification of flow, concept of uniform flow, prismatic and non-prismatic channel, hydraulically efficient channel cross sections (rectangular, trapezoidal, circular), concept of specific energy, subsequent depths, sub critical and supercritical flow in rectangular channels.</p> <p>Flow over notches and weirs Introduction, theoretical background of notches and weirs for measurement of flow, classification and engineering applications of notches and weirs.</p>	6
6.	<p>Introduction to hydraulic machinery Pumps: Types of pumps and engineering application of pumps, centrifugal pump: efficiency, characteristics, head calculations</p> <p>Turbines: Elements of hydropower plant, types of turbines classification of turbines, impulse turbine and reaction turbine along with its engineering applications</p>	6
	Total	36
<p>Text Books:</p> <ol style="list-style-type: none"> 1. Hydraulics and Fluid Mechanics including Hydraulic Machine by Dr P. N. Modi & S. M. Seth 21st Edition, Standard book house publication, 2017. 2. Flow in Open Channels by K Subramanya, 5th Edition, Pub: Tata McGraw Hill, 2019. 		
<p>Reference Books:</p> <ol style="list-style-type: none"> 1. Fluid Mechanics by R.J.Garde and A.J. Mirajgaonkar Pub : SCITECH Publications(India)Pvt.Ltd, Chennai,2010 2. Fluid Mechanics by Streeter Wylie and Bedford – Pub : McGraw Hill International ,New Delhi,2017 3. Open Channel Hydraulics by Ven Tee Chow, Pub : McGraw Hill Book Company , Koga,2009 4. A Text Book of Fluid Mechanics and Hydraulic Machines, by Dr. R.K.Rajput, Pub S Chand and Co.Ltd,2015 5. Fluid Mechanics, Fundamentals and applications by Yunus A. Cengel and John M.Cimbala, Mc Graw Hill International ,2019 6. Fluid Mechanics and its Applications, Vijay Gupta, Santosh K Gupta, New Age International pvt.Ltd, 2012 		
<p>Hand books:</p> <ol style="list-style-type: none"> 1. http://www.engmatl.com/home/viewdownload/10-engineering-handbooks-pocketbooks/123- fluid-mechanics-handbook 2. http://www.springer.com/materials/mechanics/book/978-3-540-25141-5. 		

Program:	B. Tech. (Civil)			Semester:	III		
Course:	Engineering Geology Lab			Code:	BCI3302		
Teaching Scheme				Evaluation Scheme			
Practical	Tutorial	Credit	H	TW	OR	PR	Total
2	-	1	2	25	-	-	25
Course Objectives:							
1. To impart the knowledge of different types of rocks & minerals and their application in civil engineering. 2. To make aware the basic aspects occur due to structural features like folds, unconformities and faults.							
Course Outcomes:							
After learning the course, the students will be able to:							
1. To differentiate the different types of rock, their characteristics and their application in civil Engineering 2. To explain the physical properties, classification of minerals. 3. To construct graphical representation of bore log using drilling data.							
List of experiments:							
Term work shall consist of the following:							
1. Megascopic identification of following mineral specimens (around 24).							
Silica group: Rock Crystal, Rosy Quartz, Transparent Quartz, Milky Quartz, Smoky Quartz, Amethyst, Chalcedony,							
Feldspar group: Orthoclase, Microcline, Plagioclase, Mica group: Muscovite, Biotite, Olivine group: Olivine, Pyroxene group: Augite, Diopside, Amphibole group: Hornblende, Asbestos, Ore group: Calcite, Gypsum, Tourmaline, Chromite, Limonite, Kyanite, Graphite, Hematite.							
2. Megascopic identification of following different rock specimens (around 24).							
a) Igneous Petrology: Plutonic, Hypabyssal, Volcanic Rock, Muscovite Granite, Hornblende Granite, Syenite, Diorite, Gabbro, Dolerite, Rhyolite, Pumice, Compact Basalt, Amygdaloidal Basalt, Volcanic Breccia.							
b) Sedimentary Petrology: Rudaceous, Areaceous, Argillaceous, Chemical and Organic Deposits: Laterite, Bauxite, Conglomerate, Secondary Breccia, Sandstone (Red), Sandstone with Ripple marks, Red Limestone, Black Limestone, Chert Breccia, Secondary Quartzite, Mudstone, Grit, Shale (White), Shale (Black).							
c) Metamorphic Petrology: Contact Metamorphic rocks, Dynamo-thermal Metamorphic rocks: Kyanite Quartzite, Marble, Phyllite, Slate, Augen Gneisse, Hornblende Gneisse, Mica Schist, Biotite Schist with Garnet, Muscovite Schist, Talc Schist, Quartz Sericite, Schist, Graphite Schist, Amphibolite.							
3. Interpretation and construction of geological sections from contoured geological maps (8 maps).							
4. Site selection for alignment of dams / tunnels / roads / canals / bridges based on geological maps.							
5. Logging of drill core and interpretation of drilling data with graphical representation of bore log.							
6. Site visit to study various geological features.							
Reference Books:							
1. Physical Geology by P. K. Mukherjee, World Press, 2013.							
2. Physical Geology by Arthur Holmes, ELBS Publication, 2016.							
3. Principles of Engineering Geology and Geotechniques by D. P. Krynine & W. R. Judd. CBS Publishers, New Delhi, 2018.							
4. Engineering Geology by F. G. H Blyth and De Frietus, Reed Elsevier India Ltd, 7 th Edition, 1984.							
5. Engineering and General Geology by Parbin Singh, S.K. Kataria & Sons, 2013.							
6. Principles of Engineering Geology by K.M. Bangar, Standard Publishers, 2020.							
7. Structural Geology by Marland P. Billings, Pearson Education, 3 rd Edition, 2016.							

Program:	B. Tech. (Civil)			Semester:	III		
Course:	Testing of Materials Lab			Code:	BCI3404		
Teaching Scheme				Evaluation Scheme			
Practical	Tutorial	Credit	H	TW	OR	PR	Total
2	-	1	2	-	25	-	25
Course Objective:							
1. To provide the knowledge of characteristics and behavior of civil engineering materials used in buildings and infrastructure.							
Course Outcomes:							
After learning the course, the students will be able to:							
1. Evaluate material strength through tension test, shear test, torsion test, impact test, bending test, compression test, and abrasion test. 2. Experimentally verify the test results with Indian Standard specification. 3. Analyze determinate beams using software tool.							
Detailed Syllabus:							
All the following tests are mandatory:							
Group A [Metals]							
1. Tension test on mild and TMT steel. Bending test on TMT. 2. Shear (Single & Double) test on mild steel. 3. Torsion test on mild steel. 4. Impact (Izod & Charpy) test on mild steel, aluminum, brass.							
Group B [Timber & Ply Wood]							
1. Compression test on timber (Parallel & Perpendicular) 2. Bending test on timber and plywood.							
Group C [Bricks & Tiles]							
1. Water absorption and Efflorescence on bricks. 2. Compressive strength test on bricks 3. Flexural strength of flooring tiles. 4. Abrasion test of flooring tiles.							
Group D [Software Tool]							
1. Analysis of determinate beams by using software tool.							
Reference Books:							
1. S. Timoshenko and Young, Engineering Mechanics, Tata McGraw Hill, 4 th Edition, 2013. 2. W. A. Nash Strength of Material, Schaum's Outline Series, McGraw Hill, 4 th edition, 1998. 3. S. Timoshenko and Gere, Mechanics of Materials, PWS Publication Co. Ltd., 3 rd edition, 1997. 4. J. M. Gere, Mechanics of Materials, Brooks/Cole. Publishing Co. 6 th edition, 2008. 5. G.H. Ryder, Strength of Materials, Prentice Hall Publications, 3 rd edition, 2002.							
IS Codes:							
1. I.S. 1608:1995 Method for tensile testing of steel products. 2. 5242:1979 Methods of test for determining shear strength of metals 3. 1717 Method of simple torsion test. 4. 1598 For Izod impact test 5. 1727 For Charpy impact test. 6. 1708 (part 8) – 1986 Compression test on timber (Parallel to grain) 7. 1708 (part 9)- 1986 Compression test on timber (Perpendicular to grain) 8. 1708 and 883 Bending strength and modulus of elasticity of timber 9. 3495 (part III)- 1976 Water absorption capacity of bricks, Efflorescence test on bricks 10. 3495 (part-I) Compressive strength of bricks 11. 1237:1959 Specification for cement flooring tiles							

Program:	B. Tech. (Civil)			Semester:	III		
Course:	Building Planning, Construction and Material Lab			Code:	BCI3405		
Teaching Scheme				Evaluation Scheme			
Practical	Tutorial	Credit	H	TW	OR	PR	Total
2	-	1	2	25	25	-	50
Course Objective:							
<ol style="list-style-type: none"> 1. To build their ability for preparing submission drawings and understanding sanction procedure. 2. To impart knowledge of building materials with respect to their specifications and cost. 							
Course Outcomes:							
After learning the course, the students will be able to:							
<ol style="list-style-type: none"> 1. Prepare submission drawings for residential buildings as per Building bye laws. 2. Suggest suitable building materials available in the market as per the requirement of the project and its cost. 3. Explain procedure of sanctioning of building plan by concerned authority. 							
Detailed Syllabus:							
Lab Experiments / Assignments:							
<ol style="list-style-type: none"> 1. Assignment: Drafting following sketches using AutoCAD <ol style="list-style-type: none"> a) Types of Foundation b) Entrance Steps- Plan & Elevation c) Types of Arches 2. Draw the line plans of any one residential building and any two public buildings (Using AutoCAD) 3. Floor Plan/ Typical floor plan, elevation and section, area statement with construction notes, schedule of openings, site plan indicating water supply and drainage line of any type of building (with, make group of max. four students) (Using AutoCAD) 4. Introduction to working drawings and selection of scale. 5. Site Visit: Any on-going Construction Site (visit report should contain: details of the project, stage of construction, sketches of components with cross section & dimensions, materials used and site plan, etc.) 6. Report file: <ol style="list-style-type: none"> a) It shall consist of data used for the project, Planning considerations and line plans & Design calculations. b) Collection of documents required for sanctioning of plan. c) Dimension standards of Residential building. d) Site Visit Report 7. Conduct market survey for different civil engineering materials with respect to application, cost and quality, and prepare report on the same. Also collect brochures of building materials. 							
Reference Books:							
<ol style="list-style-type: none"> 1. Building Drawings with an integrated Approach to Built-Environment by M. G. Shah, C. M. Kale and S. Y. Patki, New Delhi, Tata McGraw Hill.5th Edition (5 th July 2017) 2. Auto CAD 2019 Fundamentals Part 1- Autodesk Authorized Publisher. 3. Engineering Graphics Essentials with AutoCAD 2019 Instruction – Kirstie Plantenberg. 4. Beginning Auto CAD 2020 Exercise Workbook – Cherly R. Shrock, Steve Heather. 5. Auto CAD 2018, 3D Modeling – Munir Hamad. 							

Program:	B. Tech. (Civil)				Semester:	III		
Course:	Fluid Mechanics Lab				Code:	BCI3406		
Teaching Scheme					Evaluation Scheme			
Practical	Tutorial	Credit	H	TW	OR	PR	Total	
2	-	1	2	25	25	-	50	
Course Objectives:								
<ol style="list-style-type: none"> To impart knowledge of properties of fluid, pressure measurement and buoyancy To provide Knowledge of fluid kinematics, fluid dynamics and fluid flow around submerged bodies To impart knowledge of open channel flow. 								
Course Outcomes:								
After learning the course, the students will be able to:								
<ol style="list-style-type: none"> Demonstrate viscosity, pressure, discharge measurement and seepage below weir. Apply basic principle of stability of floating bodies, Bernoulli's theorem, Darcy-Weisbach friction factor Analyze flow around circular cylinder or Aerofoil, velocity distribution and uniform flow in open channel 								
A) List of Laboratory Experiments: (Any <i>eight</i> out of the following)								
<ol style="list-style-type: none"> Measurement of viscosity of fluid by Redwood viscometer Measurement of pressure using different pressure measuring devices (including Transducers /state of arts digital instruments also). Determination of stability of floating bodies using ship model Experimental verification of Bernoulli's theorem with reference to loss of energy Calibration of venturimeter / orifice meter. Determination of Darcy- Weisbach friction factor (f) for a given pipe and study of variation with Reynolds number (Re) Flow around a circular cylinder/Aerofoil Study of uniform flow formulae for open channel Velocity distribution in open Channel Flow. Drawing flow net by Electrical Analogy for flow below Weir (with and without sheet pile) 								
B) Assignments: (Any <i>two</i> out of the following)								
<ol style="list-style-type: none"> Pipe network flow analysis using WaterGEMS/EPANET and validation by Hardy Cross method Study of Specific Energy Diagram and plotting it for given problem statement Developing a demo model related to any fluid flow phenomenon (physical model/soft model) 								
C) Site visit: Report on Site visit to hydropower plant or any one of the Research Institute (CWPRS, WALMI, NWA etc.)								
Reference Books:								
<ol style="list-style-type: none"> Fluid Mechanics by R.J.Garde and A.J. Mirajgaonkar Pub : SCITECH Publications(India)Pvt.Ltd, Chennai,2010 Fluid Mechanics by Streeter Wylie and Bedford – Pub : McGraw Hill International ,New Delhi,2017 Open Channel Hydraulics by Ven Tee Chow, Pub : McGraw Hill Book Company , Koga,2009 A Text Book of Fluid Mechanics and Hydraulic Machines, by Dr. R.K.Rajput, Pub S Chand and Co.Ltd,2015 Fluid Mechanics, Fundamentals and applications by Yunus A. Cengel and John M.Cimbala, Mc Graw Hill International , 2019 Fluid Mechanics and its Applications, Vijay Gupta, Santosh K Gupta, New Age International pvt.Ltd,2012 								
Hand books:								
<ol style="list-style-type: none"> http://www.engmatl.com/home/viewdownload/10-engineering-handbooks-pocketbooks/123-fluid-mechanics-handbook http://www.springer.com/materials/mechanics/book/978-3-540-25141-5 								

Program:	B. Tech. (All branches)			Semester:	III		
Course:	Universal Human Values			Code:	BHM3101		
Teaching Scheme				Evaluation Scheme			
Lecture	Tutorial	Credit	H	IE	MTE	ETE	Total
3	-	3	3	30	-	20	50
Prior Knowledge: Nil							
Course Objectives:							
<ol style="list-style-type: none"> To help the students appreciate the essential complementarity between 'VALUES' and 'SKILLS' to ensure sustained happiness and prosperity which are the core aspirations of all human beings. To facilitate the development of a Holistic perspective among students towards life and profession as well as towards happiness and prosperity based on a correct understanding of the Human reality and the rest of existence. Such a holistic perspective forms the basis of Universal Human Values and movement towards value-based living in a natural way. To highlight plausible implications of such a Holistic understanding in terms of ethical human conduct, trustful and mutually fulfilling human behavior and mutually enriching interaction with Nature. 							
Course Outcomes:							
After learning the course, the students will be able to:							
<ol style="list-style-type: none"> Develop more awareness of their surroundings, society, social problems and their sustainable solutions, while keeping human relationships and human nature in mind. Develop better critical ability by developing the right understanding of reality Understand and become sensitive to their commitment towards what they believe in (humane values, humane relationships and humane society). Apply what they have learnt to their own self in differ 							
Detailed Syllabus:							
Unit	Description						Duration (H)
1.	Introduction to Value Education: Understanding Value Education, Self-exploration as the Process for Value Education, Continuous Happiness and Prosperity – the Basic Human Aspirations, Right Understanding, Relationship and Physical Facility, Happiness and Prosperity – Current Scenario, Method to fulfil the Basic Human Aspirations						6
	Practice Session: Sharing about Oneself, Exploring Human Consciousness, Exploring Natural Acceptance						2
2.	Harmony in the Human Being: Understanding Human being as the Co-existence of the Self and the Body, Distinguishing between the Needs of the Self and the Body, The Body as an Instrument of the Self, Understanding Harmony in the Self, Harmony of the Self with the Body, Programme to ensure self-regulation and Health						6
	Practice Session: Exploring the difference of Needs of Self and Body, Exploring Sources of Imagination in the Self, Exploring Harmony of Self with the Body						2
3.	Harmony in the Family: Harmony in the Family – the Basic Unit of Human Interaction, Values in Human-to-Human Relationship, Nine universal values in relationships viz. Trust, Respect, Affection, Care, Guidance, Reverence, Glory, Gratitude, Love						4
	Practice Session: Exploring the Feeling of Trust, Exploring the Feeling of Respect						2
4.	Harmony in Society: Understanding Harmony in the Society, Vision for the Universal Human Order, Human Order Five Dimensions						3
	Practice Session: Exploring Systems to fulfil Human Goal						1
5.	Harmony in the Nature/Existence: Understanding Harmony in the Nature, Interconnectedness, self-regulation and Mutual Fulfilment among the Four Orders of Nature, Realizing Existence as Co-existence at All Levels, The Holistic Perception of Harmony in Existence						3
	Practice Session: Exploring the Four Orders of Nature, Exploring Co-existence in						1

	Existence	
6.	Implications of the Holistic Understanding – a Look at Professional Ethics: Natural Acceptance of Human Values, Definitiveness of (Ethical) Human Conduct, A Basis for Humanistic Education, Humanistic Constitution and Universal Human Order, Competence in Professional Ethics, Holistic Technologies, Production Systems and Management Models-Typical Case Studies, Strategies for Transition towards Value-based Life and Profession	4
	Practice Session: Exploring Ethical Human Conduct, Exploring Humanistic Models in Education, Exploring Steps of Transition towards Universal Human Order	2
	Total	36

Text Books:

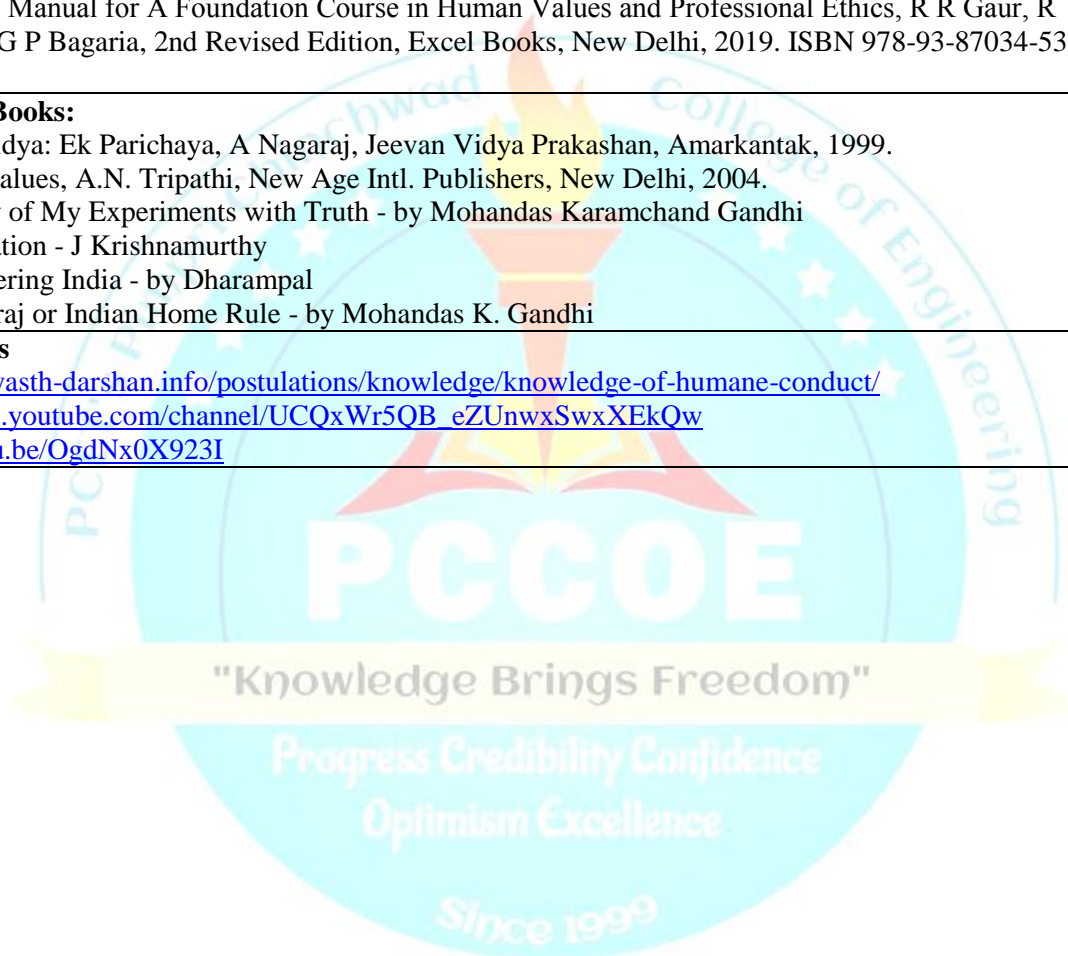
1. A Foundation Course in Human Values and Professional Ethics, R R Gaur, R Asthana, G P Bagaria, 2nd Revised Edition, Excel Books, New Delhi, 2019. ISBN 978-93-87034-47-1
2. Teachers' Manual for A Foundation Course in Human Values and Professional Ethics, R R Gaur, R Asthana, G P Bagaria, 2nd Revised Edition, Excel Books, New Delhi, 2019. ISBN 978-93-87034-53-2

Reference Books:


1. Jeevan Vidya: Ek Parichaya, A Nagaraj, Jeevan Vidya Prakashan, Amarkantak, 1999.
2. Human Values, A.N. Tripathi, New Age Intl. Publishers, New Delhi, 2004.
3. The Story of My Experiments with Truth - by Mohandas Karamchand Gandhi
4. On Education - J Krishnamurthy
5. Rediscovering India - by Dharampal
6. Hind Swaraj or Indian Home Rule - by Mohandas K. Gandhi

E Resources

- <http://madhyasth-darshan.info/postulations/knowledge/knowledge-of-humane-conduct/>
https://www.youtube.com/channel/UCQxWr5QB_eZUnwxSwxXEkQw
<https://youtu.be/OgdNx0X923I>



Program:		B. Tech. (All branches)				Semester:		III		
Course :		Life Skills-III				Code :		BHM3939		
Teaching Scheme				Evaluation Scheme						
Practical	Tutorial	Credit	H	IE	MTE	ETE	TW	PR	OR	Total
2	-	-	2	-	-	-	-	-	-	GR
Prior knowledge: Nil										
Objectives:										
<ol style="list-style-type: none"> To attain mental, emotional balance and spiritually to achieve self-realization and enlightenment to help better understanding of the inner personality & its establishment of harmony with the external demands. To learn to build team spirit and adapt to the various skills required in various sports activities. To provide a platform to express their mind, body, and emotions through performing arts. 										
Outcomes:										
After completing the course, the students should be able to:										
<ol style="list-style-type: none"> Achieve a balanced state of mind and enjoy improved mental, physical, emotional, and spiritual wellbeing. Apply sportsmanship skills in the context of leadership, sports management etc. Demonstrate the ability to think critically about a variety of visual and performing arts. 										
Detailed Syllabus:										
Unit	Description									Duration (H)
1.	Practicing Meditation Pranayama and Breathing exercises, Meditation Technique, Thoughtless Awareness : Through Patanjali /Sahajayoga/Vipassana /Madhyastha Darshan/ Art of Living etc., or Sports: Indoor Games / Outdoor Games									12
2.	Performing arts Music, Singing, Poetry, Indian Conventional Dancing, Photography, Short Movie Making, Painting/ Sketching/ Drawing, Theatre Arts, Anchoring, Calligraphy etc									12
Total										24
Reference Books:										
<ol style="list-style-type: none"> Vishnu Devananda, "Meditation and Mantras", 1978. Swami Vivekananda, "Patanjali's Yoga Sutras", 1 Jan 2012. Shri Mataji Nirmala Devi, "Sahajayoga an Introduction" William Hart , S. N. Goenka, "The Art of Living", 4 August 2009. Dennis Hill, "Meditation Deep Peace", Trafford Publishing, 7 August 2014. Boria Majumdar, Sachin Tendulkar, "Sachin Tendulkar – Playing It My Way", Hodder & Stoughton, Hachette Livre publishing, 6 November 2014. Milkha Singh, "The Race of My Life", 2013. Sfurti Sahare, "Think and Win like Dhoni", 3 July 2016. Dina Serto and Mary Kom, "Unbreakable", 19 November 2013. Ronojoy Sen, "Nation at Play: A History of Sport in India", 2015. Andre Agassi, "Open", 2009. Dr. Monica Hiten Shah, "Sangeet Aradhana", Aradhana Sangeet Academy Ahmedabad, Edition 2018. Kishori Amonkar , "Recreating A Dream", Standard Edition . Veejay Sai & foreward by Girish Karnad, "Drama Queens – Women who created history on Stage", Roli Books publication. Jiwan Pani, "Back to the roots – Essays on Performing Arts of India", 1 January 2004. 										



Program:		B. Tech. (Civil)		Semester:		IV	
Course:		Geotechnical Engineering		Code:		BCI4407	
Teaching Scheme				Evaluation Scheme			
Lecture	Tutorial	Credit	H	IE	MTE	ETE	Total
3	-	3	3	20	30	50	100
Prior Knowledge of: Engineering Mathematics (Differentiation, Integration), Engineering Mechanics (Laws of mechanics). (Engineering Geology is essential)							
Course Objectives: <ol style="list-style-type: none"> To make aware of soil classification and provide the knowledge of methods for determination of index and engineering properties of soil. To impart the knowledge of the soil-water interaction and the effects of static vs flowing water on soil strength. To provide the knowledge of soil behavior under stress regime. 							
Course Outcomes: After learning the course, the students will be able to: <ol style="list-style-type: none"> Determine index properties of soil and classify in to different types of soil Explain the concept of permeability and apply it in seepage analysis Explain the concept of compaction and its application on field Evaluate shear strength parameters using various tests Determine the vertical stress, effective stress and its influence on soil behavior Analyze the lateral thrust due to backfill on retaining wall and classify the soil slopes 							
Detailed Syllabus:							
Unit	Description						Duration (H)
1.	Introduction and Index properties of soil. a) Introduction to geotechnical engineering and its applications to civil engineering, types of soil structure, introduction to soil exploration: objective and purpose. b) Three phase soil system, weight volume relationships, index properties of soil: methods of determination and their significance, IS and Unified soil classification systems.						6
2.	Permeability and Seepage. a) Permeability definition and necessity of its study, Darcy's law, factors affecting permeability, laboratory measurement of permeability: constant head method and falling head method as per IS 2720, field test for determination of permeability-pumping in test and pumping out test as per IS 5529 Part-I, permeability of stratified soil deposits. b) Seepage and seepage pressure, quick sand phenomenon, critical hydraulic gradient, general flow equation for 2-D flow (Laplace equation), flow net, properties and application, construction of flow net for earthen dam.						6
3.	Compaction a) Introduction, comparison between compaction and consolidation, compaction tests-standard proctor test, modified proctor test, zero air void line, factors affecting compaction, effect of compaction on soil properties. b) Field compaction methods and compaction equipment for different types of soil, placement water content, field compaction control- use of compaction test result, proctor needle in field compaction control.						6
4.	Shear Strength of Soil. a) Introduction: shear strength an engineering property, Mohr's stress circle, Mohr-Coulomb failure theory, effective stress principle- total stress, effective stress and neutral stress / pore water pressure, peak and residual shear strength, factors affecting shear strength.						6

	b) Measurement of shear strength: direct shear test, triaxial compression test, unconfined compression test, vane shear test, their suitability for different types of soils, different drainage conditions for shear tests, sensitivity and thixotropy of cohesive soils.	
5.	Stress Distribution in Soils a) Boussinesq's theory with assumptions for point load and circular load (with numerical), pressure distribution diagram on a horizontal and vertical plane, pressure bulb and its significance. b) Westergaard's theory, equivalent point load method, approximate stress distribution method.	6
6.	Earth Pressure and Stability of Slopes a) Earth Pressure: introduction, Rankine's state of plastic equilibrium in soils- active and passive states due to wall movement, earth Pressure at rest, Rankine's theory: earth pressure on retaining wall due to submerged backfill, backfill with uniform surcharge, backfill with sloping surface, Coulomb's wedge theory. b) Stability of slopes: classification of slopes and their modes of failure, Taylor's stability number, infinite slopes in cohesive and cohesion less soil.	6
	Total	36
Text Books: 1. Soil Mechanics and Foundation Engineering by B. C. Punmia, Laxmi Publications, 16 th Edition, 2017. 2. Geotechnical Engineering by Shashi K. Gulhati & Manoj Datta, Tata McGraw Hill, 2017. 3. Principles of Soil Mechanics and Foundation Engineering by V.N.S. Murthy, UBS Publishers, 2018. 4. Soil Mechanics and Foundation Engineering by K. R. Arora, Standard Publisher, 7 th Edition, 2019.		
Reference Books: 1. Geotechnical Engineering by C. Venkatramaiah, New Age International Publishers, 5 th Edition, 2017. 2. Principles of Geotechnical Engineering by Braja M. Das, Cengage Learning, 8 th Edition, 2020. 3. Geotechnical Engineering by P Purushothma Raj, Tata McGraw Hill, 2017. 4. Geotechnical Engineering by Principles & Practices by Donald. P. Coduto, Pearson Education, 2 nd Edition, 2017. 5. Basic and Applied Soil Mechanics by Gopal Ranjan and A. S. R. Rao, Newage International, 3 rd Edition, 2016. 6. Physical and Geotechnical Properties of Soils by Joseph E. Bowles, International Students Edition.		
e-Resources: 1. http://ascelibrary.org/page/books/s-gsp . 2. http://accessengineeringlibrary.com/browse/geotechnical-engineersportable-handbook-second edition. 3. http://nptel.ac.in/courses/105101084/ 4. http://nptel.ac.in/courses/105106142/		

Program: B. Tech. (Civil)				Semester: IV			
Course: Surveying and Geomatics				Code: BCI4408			
Teaching Scheme				Evaluation Scheme			
Lecture	Tutorial	Credit	H	IE	MTE	ETE	Total
3	--	3	3	20	30	50	100
Prior Knowledge of: Basic Civil Engineering. (Principles of survey, applications of survey, scale, use of tape, dumpy level etc, is essential)							
Course Objectives:							
<ol style="list-style-type: none"> 1. To develop an ability in students to apply knowledge of mathematics, science, and engineering to understand the measurement techniques in surveying. 2. To make student competent to use techniques, methods and equipment/tools necessary for linear and angular measurement in horizontal and vertical plane. 3. To prepare students for the fundamentals of Space Based Positioning System & Geographic Information System. 							
Course Outcomes:							
After learning the course, the students will be able to:							
<ol style="list-style-type: none"> 1. Determine the area of the traverse using compass or plane table. 2. Prepare contour plan and also estimate earthwork in road work. 3. Measure horizontal and vertical angles after performing temporary adjustments on theodolite. 4. Analyze the distances by angle measurement through tacheometry. 5. Prepare data for curve setting through various methods. 6. Explain the fundamentals of space-based positioning system & geographic information system. 							
Detailed Syllabus:							
Unit	Description						Duration (H)
1.	Compass and Plane Table Surveying a) Concept of ranging, chaining, offsetting and traversing. b) Concept of bearing, meridian and their types, construction and use of prismatic compass, local attraction and correction, dip, declination and calculation of true bearings, area calculation of traverse. c) Plane table surveying: Principle, accessories and their uses, advantages and disadvantages, methods-Radiation, intersection, traversing, resection.						6
2.	Levelling and Contouring a) Levelling: Introduction, types, benchmarks, use of auto level, digital level and laser level in the construction industry, principal axes of dumpy level, testing and permanent adjustments, reciprocal levelling, curvature and refraction corrections, distance to the visible horizon. b) Contouring – direct and indirect methods of contouring, uses of contour maps, study and use of topo-sheets, c) Profile leveling and cross-sectioning and their applications.						6
3.	Theodolite Surveying. a) Study of vernier transit 20" theodolite, uses of theodolite for angle measurement: horizontal angle, vertical angles, deflection angles. Magnetic bearing, prolonging a line, lining in and setting out an angle with a theodolite. Fundamental axes of theodolite: testing and permanent adjustments of a transit theodolite. b) Theodolite traversing – computation of consecutive and independent coordinates, adjustment of closed traverse by transit rule and Bowditch's rule, Gale's traverse table. Checks, omitted measurements, area calculation by independent coordinates.						6
4.	Tacheometry & Electronic Measurement Techniques. a) Tacheometry – Principle of stadia tacheometry, fixed hair method with vertical staff to determine horizontal distances and elevations of points, finding tacheometric constants. Tacheometric contouring. b) Surveying using total station – Study and use of Electronic Total Station (ETS) and its types, functions: missing lines, remote elevation measurements, remote distance measurements, area measurement.						6

5.	<p>Curves.</p> <p>a) Introduction to horizontal and vertical curve, different types and their applications, simple and compound circular curves,</p> <p>b) Elements and setting out by linear methods such as radial and perpendicular offsets, offsets from the long chord. Angular methods: Rankine's method of deflection angles. Transition curves: necessity and types.</p>	6
6.	<p>a) Introduction to SBPS, SBPS systems - GPS, GLONASS, Galileo, GAGAN, BeiDou and their features, Segments of SBPS (Space, Control and User), applications of SBPS in surveying. Absolute & Differential methods, SBPS Co-ordinates & heights, Factors governing accuracy in SBPS positioning, Different types of errors in SBPS positioning. Earth ellipsoid, Geodetic datum and Co-ordinate systems.</p> <p>b) Geographical Information System -Introduction, Definition, Objectives, Components (people, procedure, hardware, software & data) & functions (input, manipulation, management, query & analysis and visualization) of GIS. Coordinate systems and projections, Georeferencing, GIS data – spatial (Raster & vector) & aspatial data. Introduction to vector and raster data analysis such as network analysis, overlay analysis etc. for vector, DEM, Management of aspatial data</p>	6
Total		36
<p>Text Books:</p> <ol style="list-style-type: none"> 1. Surveying and Levelling Vol. I and Vol. II by T. P. Kanetkar and S.V.Kulkarni , PVG Prakashan. 2. Surveying and Levelling by Subramanian, Oxford University Press. 3. Surveying, Vol. I & II by Dr. B. C. Punmia, Ashok K. Jain, ArunK.Jain,Laxmi Publications. 4. Surveying, Vol. I & II by S. K. Duggal, TataMc-Graw Hill. 		
<p>Reference Books:</p> <ol style="list-style-type: none"> 1. Plane Surveying by A. M. Chandra, New Age International Publishers. 2. Surveying and Levelling by N. N. Basak , Tata McGraw Hill. 3. Surveying Vol. I & II by Dr. K. R. Arora , Standard Book House. 4. Surveying: Theory and Practice by James M. Anderson, Edward M. Mikhail, Tata McGraw Hill. 5. Plane and Geodetic Surveying for Engineers. Vol. I by David Clark, Constable. 		

"Knowledge Brings Freedom"

Progress Credibility Confidence
Optimism Excellence

Since 1999

Program:	B. Tech. (Civil)			Semester:	IV		
Course:	Concrete Technology			Code:	BCI4409		
Teaching Scheme/week				Evaluation Scheme			
Lecture	Tutorial	Credit	H	IE	MTE	ETE	Total
3	-	3	3	20	30	50	100
Prior Knowledge of: Basic Civil Engineering. (Building construction materials specifically cement concrete is essential)							
Course Objectives:							
<ol style="list-style-type: none"> To make aware of fundamental properties of various ingredients of concrete To provide the knowledge of behavior and properties of concrete at its fresh and hardened state To build their ability to design concrete mix. To impart knowledge of special concrete and repairs of concrete. 							
Course Outcomes:							
After learning the course, the students will be able to:							
<ol style="list-style-type: none"> Explain the classification and properties of various concrete ingredients. Identify and explain the various tests and properties of fresh concrete Explain the various tests and properties of harden concrete Design a concrete mix as per IS guidelines and field requirements Describe concreting techniques, equipment's and need of special concrete Explain the durability related issues and select suitable repairing techniques for deteriorated concrete 							
Detailed Syllabus:							
Unit	Description						Duration(H)
1.	Concrete Ingredients: a) Cement- Manufacturing, classification and types, tests on cement, chemical composition and hydration of cement Aggregate- mechanical and physical classification, properties and tests, alkali-aggregate reaction, Grading of aggregates, artificial and recycled aggregate b) Water and admixtures: Quality of water for concrete, Function and classification of admixture, Types-i) Chemical admixtures: Plasticizers, super plasticizers, accelerators, retarders, air entraining ii) Mineral admixtures-fly ash, silica fume, ground granulated blast furnace slag.						6
2.	Properties and Tests on Fresh Concrete: a) Properties: Production of concrete and curing methods, workability, cohesion and segregation, effect of temperature, concept of maturity b) Tests: measurement of workability using slump cone, compaction factor, Vee-Bee consistometer and flow table apparatus, Marsh cone test						6
3.	Properties and Tests on Hardened Concrete: a) Properties: Factors affecting strength, micro-cracking and stress-strain relationship, relation between tensile and compression strength, impact strength, abrasion resistance, creep and shrinkage. b) Tests: Destructive tests: compression strength, flexural strength and tensile strength, pullout test, core test. Nondestructive tests: rebound hammer, ultrasonic pulse velocity, and impact echo test.						6
4.	Mix Design of Concrete: a) Concrete Mix Design– Characteristic strength concept and objectives of mix design, factors to be considered, statistical quality control, acceptance criteria for concrete as per IS specifications. Quality control guidelines. b) Methods of Mix Design: IS code method and DOE method (with and without mineral admixture)						6
5.	Concreting Equipments, Techniques and Special concretes: a) Concreting Equipments: concrete mixers, pumps, vibrators and compaction equipment's. Special concreting techniques- Pumped concrete, Ready mix concrete, under water concreting, roller compacted concrete, cold and hot weather concreting. b) Special concretes: Light weight concrete and its types, self-compacting concrete, high strength concrete, High performance concrete, fiber reinforced concrete, geo-polymer concrete, vacuum concrete , Ferrocement.						6

6.	<p>Deterioration and Repairs in Concrete:</p> <p>a) Deterioration –Durability and factors affecting durability, Permeability, sulphate attack, acid attack, chloride attack, effect of sea water, carbonation of concrete, corrosion of reinforcement.</p> <p>b) Repairs – Evaluation of cracks and diagnosis of concrete, repair of defects using various types and techniques, shotcrete and grouting. Introduction to retrofitting of concrete, Corrosion monitoring.</p>	6
	Total	36
<p>Text Books:</p> <ol style="list-style-type: none"> 1. Concrete Technology by M. L. Gambhir, 5th Edition, Tata McGraw-Hill Publication,2013. 2. Concrete Technology: Theory and practice by M. S. Shetty and A. K. Jain, 8th Edition, S Chand Publication,2018. 3. Properties of Concrete by A. M. Neville – 5th Edition, Pearson Publication,2012. 		
<p>Reference Books:</p> <ol style="list-style-type: none"> 1. Concrete Technology by A.R. Santhakumar, 2nd Edition, Oxford University Press,2018. 2. Concrete : Microstructure, Properties and Materials by P. Kumar Mehta, Paulo J. M. Monteiro, 4th Edition, McGraw-Hill Education,2014. 3. Concrete Mix Design by A. P. Remideos, Himalaya Publishing House. 4. Concrete Structures, Repair, Rehabilitation and Retrofitting by J. Bhattacharjee, 1st Edition, CBS Publishers & Distributors Pvt. Ltd,2017. 		
<p>IS Codes:</p> <p>IS 383:2016- Coarse and Fine Aggregate for Concrete Specification IS 456:2000 with Reaffirmed 2016-Plain and Reinforced concrete- code of practice IS 516 : 1959 with Reaffirmed 2018- Methods of tests for strength of concrete IS 1489 (Part 1) : 2015(4 Revision)- Portland pozzolana cement - Specification: Part 1 fly Ash Based IS 2386 (Part 1 to 5):1963 with Reaffirmed 2021 -Methods of Test for Aggregates for Concrete IS 4031 (Part 1,10 to 13):1996 with Reaffirmed 2021 -Methods of physical tests for hydraulic cement IS 9103 : 1999 (1 Revision) with Reaffirmed 2018- Specification for Concrete Admixtures IS 1199 : Part 1 to 5: 2018 - Fresh Concrete Methods of Sampling, Testing and Analysis IS 10262 : 2019 (2 Revision)- Concrete Mix Proportioning Guidelines IS 13311 : Part 2 : 1992 with Reaffirmed 2018- Method of Non-destructive Testing of Concrete-methods of Test : Part 1Ultrasonic Pulse Velocity IS 13311 : Part 2 : 1992 with Reaffirmed 2018- Method of Non-destructive Testing of Concrete-methods of Test : Part 2 Rebound Hammer</p>		

Program:	B. Tech. (Civil)			Semester:	IV		
Course:	Open Elective 1- Numerical Methods			Code:	BAS4601		
Teaching Scheme/week				Evaluation Scheme			
Lecture	Tutorial	Credit	H	IE	MTE	ETE	Total
3	-	3	3	20	30	50	100
Prior Knowledge of:							
<ol style="list-style-type: none"> 1. Univariate Calculus 2. Multivariate Calculus is essential 							
Course Objectives:							
This course aims at enabling students to get acquainted with,							
<ol style="list-style-type: none"> 1. Concepts and techniques of Numerical Methods to solve systems of linear equations. 2. Numerical techniques to solve integration, ordinary and partial differential equations, and their applications. 3. Open-source software to perform numerical techniques. 							
Course Outcomes:							
After learning the course, the students will be able to:							
<ol style="list-style-type: none"> 1. Apply numerical methods to solve the systems of linear equations. 2. Perform different numerical methods to solve differentiation and integration. 3. Understand basic operators, packages, syntax of software to develop programs for systems of linear equations, differentiation and Integration. 4. Apply single & multistep numerical methods to ordinary differential equations of first order for analyzing engineering problems. 5. Apply Explicit and Implicit methods to partial differential equations for analyzing heat, wave and Laplace equations 6. Develop programs for Numerical Methods using open-source software. 							
Detailed Syllabus:							
Unit	Description						Duration(H)
1.	System of linear equations: Gauss elimination method by pivoting, Gauss-Jordan method, LU decomposition, Cholesky method, Relaxation method: Jacobi and Gauss-Seidel iterative methods.						6
2.	Numerical Integration: Difference formulae for numerical differentiation, Boole's rule, Romberg integration and Gauss quadrature for double & triple integration.						6
3.	Problem Solving-I: Solutions of systems of linear equations, Differentiation and Integration using open source software.						6
4.	Ordinary differential equations: Euler's method, Modified Euler's method, Runge-Kutta 4 th order methods, predictor corrector method.						4
5.	Partial Differential Equations: Explicit and Implicit method, Stability of finite difference method, Applications of finite difference analysis in boundary value problems: one dimensional diffusion equation, Wave equation, Laplace equation.						8
6.	Problem Solving-II: Solutions of ordinary and partial differential equations using open source software.						6
	Total						36
Text Books:							
<ol style="list-style-type: none"> 1. S.S. Sastry, "Introductory Methods of Numerical Analysis", PHI learning Pvt Ltd, 5th Edition, ISBN 10: 9788120345928 4. B. S. Grewal, "Numerical Methods in Engineering & Science", Khanna Publishers, 43rd Edition, ISBN 13: 9788174092489 							
Reference Books:							
<ol style="list-style-type: none"> 1. S.R.K. Iyengar, Rajendra K. Jain, "Advanced Engineering Mathematics", Alpha Science International, Ltd, 4 Edition, ISBN 13: 9781842658468 2. B.V. Ramana, "Higher Engineering Mathematics", Tata McGraw-Hill, 34 edition, ISBN 13:9780070634190. 3. Abhishek K Gupta, "Numerical Methods using MATLAB", Springer, First Edition, ISBN 13: 9781484201541 4. Victor A. Bloomfield, "Using R for Numerical Analysis in Science and Engineering", CRC Press, First Edition, ISBN: 9781315360492 							

e-sources:

1. **NPTEL Course lectures links:**

<https://nptel.ac.in/courses/127/106/127106019/> (Methods of root finding)

<https://nptel.ac.in/courses/115/103/115103114/> (NM & Simulation)

<https://nptel.ac.in/courses/122/106/122106033/> (N.M. with programming)

2. **V-lab (IIT-Bombay) link:** http://vlabs.iitb.ac.in/vlabs-dev/labs/numerical_lab/labs/explist.php



Program:	B. Tech. (Civil)			Semester:	IV		
Course:	Open Elective 1- Mathematical Optimization			Code:	BAS4602		
Teaching Scheme/week				Evaluation Scheme			
Lecture	Tutorial	Credit	H	IE	MTE	ETE	Total
3	-	3	3	20	30	50	100
Prior Knowledge of: Nil							
Course Objectives:							
<ol style="list-style-type: none"> 1. Develop a practical approach to mathematical problem solving. 2. Get familiar with many commonly used tools and techniques in numerical work. 3. Understand the different mathematical approaches for optimization. 							
Course Outcomes:							
After learning the course, the students will be able to:							
<ol style="list-style-type: none"> 1. Apply basic theoretical principles for formulation of optimization models and solve using graphical method. 2. Apply Simplex methods and duality to find optimal solutions for constrained and unconstrained problems. 3. Understand basic operators, packages, syntax of software to develop programs for Linear Programming Problems. 4. Apply optimization techniques to solve transportation and assignment problems. 5. Apply different optimization models for real time projects of transport problems to analyse networks. 6. Develop programs for transportation and assignment problems and Nonlinear Programming problems. 							
Detailed Syllabus:							
Unit	Description						Duration(H)
1.	Linear Programming (LP)-I: Introduction, formulation of Linear Programming problems, Graphical solution method, alternative or multiple optimal solutions, Unbounded solutions, Infeasible solutions, Maximization – Simplex Algorithm,						6
2.	Linear Programming (LP)-II: Minimization – Simplex method, Simplex Algorithm using Big-M method, Two phase method, Unrestricted variables, Degeneracy, Types of linear programming solutions, Duality in linear programming, Formulation of Dual Linear programming problems.						6
3.	Problem Solving-I: Solutions of LPP using open source software, use of solver in MS-Excel to solve Optimization problem.						6
4.	Transportation Problems: Introduction, Mathematical model of transportation problem, transportation algorithm, Methods of finding initial solutions: North-west Corner rule, Least cost method, VOGEL's approximation method, Variations in Transportation problems. Assignment Problems: Introduction, Mathematical model of Assignment problem and it's solutions, variations in Assignment problems.						6
5.	Nonlinear programming: Unconstrained optimization techniques, Constrained optimization techniques. Network Analysis: Network definition and Network diagram, probability in PERT analysis, project time cost trade off, introduction to resource smoothing and allocation.						6
6.	Problem Solving-II: Solutions of Assignments and Transportation problems and nonlinear optimization problems using open source software, use of solver in MS-Excel to solve Optimization problem.						6
	Total						36
Text Books:							
<ol style="list-style-type: none"> 1. Rao S S, Engineering Optimization theory and Practice, Willy Easter Ltd. 4th Edition, ISBN: 978-0-470-18352-6 2. Taha Hamdy, Operation Research: An Introduction, Pearson Education, 9th Edition, ISBN: 0134444019 							

Reference Books:

1. Sharma S. D. Operation Research, Kadar Nath Ram Nath & Co. Edition, ISBN: 9380803389
2. Matteo Fischetti, "Introduction to mathematical optimization", First Edition, ISBN: 9781692792022
3. Judith L. Gersting, "Mathematical Structures for Computer Science", Freeman Co, 4 Edition, ISBN: 9780716783060
4. Peter V. O'Neil, "Advanced Engineering Mathematics", Thomson Learning ,7 Edition, ISBN 13: 9781337274524
5. Hira and Gupta, "Operation research", S. Chand publication, ISBN (13): 9788121909686.
6. Abhishek K Gupta," Numerical Methods using MATLAB", Springer, First Edition, ISBN 13: 9781484201541
7. Victor A. Bloomfield, "Using R for Numerical Analysis in Science and Engineering", CRC Press, First Edition, ISBN: 9781315360492

E-sources:

1. **NPTEL Course lectures links:**

<https://nptel.ac.in/courses/111/102/111102012/> (LPP)

<https://nptel.ac.in/courses/110/106/110106059/> (Transportation & Assignments Problems)



Program:	B. Tech. (Civil)			Semester:	IV		
Course:	Open Elective 1- Calculus of Variation			Code:	BAS4603		
Teaching Scheme/week				Evaluation Scheme			
Lecture	Tutorial	Credit	H	IE	MTE	ETE	Total
3	-	3	3	20	30	50	100
Prior Knowledge of:							
1. Linear Algebra & Univariate Calculus 2. Multivariate Calculus							
Course Objectives:							
After completion of the course, students will have adequate background, conceptual clarity and knowledge of mathematical principles related to:							
1. Formulation of variational problems and analysis of key properties of system behavior. 2. Construction of variational problem for multivariate functional and it's solution 3. Application of mathematical methods of calculus of variation to construct finite element structure for several engineering problems							
Course Outcomes:							
After learning the course, the students will be able to:							
1. Construct variational problems to optimize constrained and unconstrained functional. 2. Apply Euler-Lagrange's equation to determine stationary paths of a multivariable functional. 3. Understand basic operators, packages, syntax of software to develop programs for optimization of functional. 4. Apply theory & techniques of calculus of variation to solve boundary value problems. 5. Analyze given problem to construct finite element structure and apply theory of calculus of variation to solve it 6. Develop programs for approximate and FEM models using open source software.							
Detailed Syllabus:							
Unit	Description						Duration(H)
1.	The foundations of calculus of variations Introduction, The Euler-Lagrange differential equation, Minimal path problems, open boundary variational problems. Constrained variational problems. Algebraic boundary conditions, Lagrange's solution, Isoperimetric problems, Closed-loop integrals,						6
2.	Multivariate functional Variational problems in parametric form, Functional with two independent variables, Minimal surfaces, Functionals with three independent variables (only conversion). Higher order derivatives The Euler-Poisson equation, The Euler-Poisson system of equations, Algebraic constraints on the derivative.						6
3.	Problem Solving-I: Solutions of constrained and unconstrained variational problems using open source software.						6
4.	Approximate methods Euler's method, Rayleigh-Ritz method, Galerkin's method						6
5.	Finite Element Methods Boundary integral method, Finite element method, Case Studies.						6
6.	Problem Solving-II: Solutions of Approximate and FEM models using open source software.						6
	Total						36
Text Books:							
1. Mark Kot, "A First Course in the Calculus of Variations", AMS, ISBN: 978-1-4704-1495-5 2. A.S. Gupta, "Calculus of Variation with applications", PHI Learning PVT LTD, ISBN: 978-8120311206							

Reference Books:

1. L.Elsgolts, “Differential equations and calculus of variations”, MIR Publications, ISBN 13: 978-1410210678
2. B. S. Grewal , “Higher Engineering Mathematics”, Khanna Publication, 42 Edition, ISBN 13: .9788174091955
3. Krishnamoorthy C. S., “Finite element analysis: theory and programming”, Mcgraw hill education (india) pvt. Ltd., 2 Edition, ISBN 13: 9780074622100
4. Moaveni, Saeed, “Finite element analysis : theory and application with ansys” Pearson education pvt.. ltd, 2 Edition, ISBN: 0137850980

E-sources:

1. **NPTEL Course lectures links:**
<https://nptel.ac.in/courses/111/104/111104025/> (Functional)
<https://nptel.ac.in/courses/112/104/112104193/> (FEM)



Program:	B. Tech. (Civil)			Semester:	IV		
Course:	Open Elective 1- Mathematical Modeling and Simulation			Code:	BAS4604		
Teaching Scheme/week				Evaluation Scheme			
Lecture	Tutorial	Credit	H	IE	MTE	ETE	Total
3	-	3	3	20	30	50	100
Prior Knowledge of:							
<ol style="list-style-type: none"> 1. Linear Algebra & Univariate Calculus 2. Multivariate Calculus 3. Higher order of differential equations. 							
Course Objectives:							
After completion of the course, students will have adequate background, conceptual clarity and knowledge of mathematical principles related to:							
<ol style="list-style-type: none"> 1. Mathematical Modeling and its uses in different engineering disciplines. 2. Mathematical techniques that can be used to build a proper mathematical model for a given engineering problem. 3. Simulation of mathematical models using open source software. 							
Course Outcomes:							
After learning the course, the students will be able to:							
<ol style="list-style-type: none"> 1. Identify the types of mathematical modeling according to the real life problem. 2. Build a simple mathematical model. 3. Understand basic operators, packages, syntax of software to develop programs for analytical solutions of ordinary and partial differential equations. 4. Apply Explicit and Implicit methods to partial differential equations for analyzing heat, wave and Laplace equations. 5. Predict the performance of the mathematical model. 6. Develop programs for Numerical Solutions of ordinary and partial differential equations using open-source software. 							
Detailed Syllabus:							
Unit	Description						Duration(H)
1.	Basics of Mathematical Modeling: Introduction, open and closed systems, advantages and limitations, properties, needs and techniques used, discussion on non-uniqueness of models. Classification of mathematical models: Classical and Continuous models, Deterministic, Probabilistic and Stochastic models, Areas of applications.						6
2.	Procedure and Techniques of Mathematical Modeling: Introduction, Identification of parameters, significant parameters, reduction of an open problem to a closed form, Techniques: Analytical Methods, Numerical Methods, Computer simulation, physical interpretation, case studies.						6
3.	Problem Solving-I: Analytical Solutions of ordinary and partial differential equations using open source software.						6
4.	Numerical Methods: Explicit and Implicit finite difference scheme, Stability of finite difference method, Applications of finite difference analysis in boundary value problems: one dimensional diffusion equation, Wave equation, Laplace equation.						6
5.	Prediction of Performance: Steps involved in a computer model, predict performance of an experimental system, Numerical Simulation and its Validation, Multiscale modeling, Sensitivity analysis.						6
6.	Problem Solving-II: Numerical Solutions of ordinary and partial differential equations using open source software.						6
	Total						36
Text Books:							
<ol style="list-style-type: none"> 1. Frank Severance, System Modeling and Simulation: An Introduction”, John Wiley & Sons limited, 2001, ISBN:978-8126519606 2. S.S. Sastry, “Introductory Methods of Numerical Analysis”, PHI learning Pvt Ltd, 5th Edition, ISBN 10: 9788120345928 3. Erwin Kreyszig, “Advanced Engineering Mathematics” Wiley Eastern Ltd., 10 Edition, ISBN 13: 9780470458365 							

Reference Books:

1. Averill Law, "Simulation modeling and analysis" , Mc-graw Hill Publication, 5 Edition, ISBN: 9780073294414
2. Abhishek K "Gupta, Numerical Methods using MATLAB", Springer, First Edition, ISBN 13: 9781484201541
3. John A Sokolowski and Catherine M Banks , "Principles of Modeling and Simulation", John Wiley, First Edition, ISBN:9780470289433

E-sources:

1. **NPTEL Course lectures links:**
<https://nptel.ac.in/courses/111/107/111107113/> (Mathematical Modelling)
<https://nptel.ac.in/courses/115/103/115103114/> (NM & Simulation)
<https://nptel.ac.in/courses/122/106/122106033/> (N.M. with programming)
2. **V-lab (IIT-Bombay) link:** http://vlabs.iitb.ac.in/vlabs-dev/labs/numerical_lab/labs/explist.php

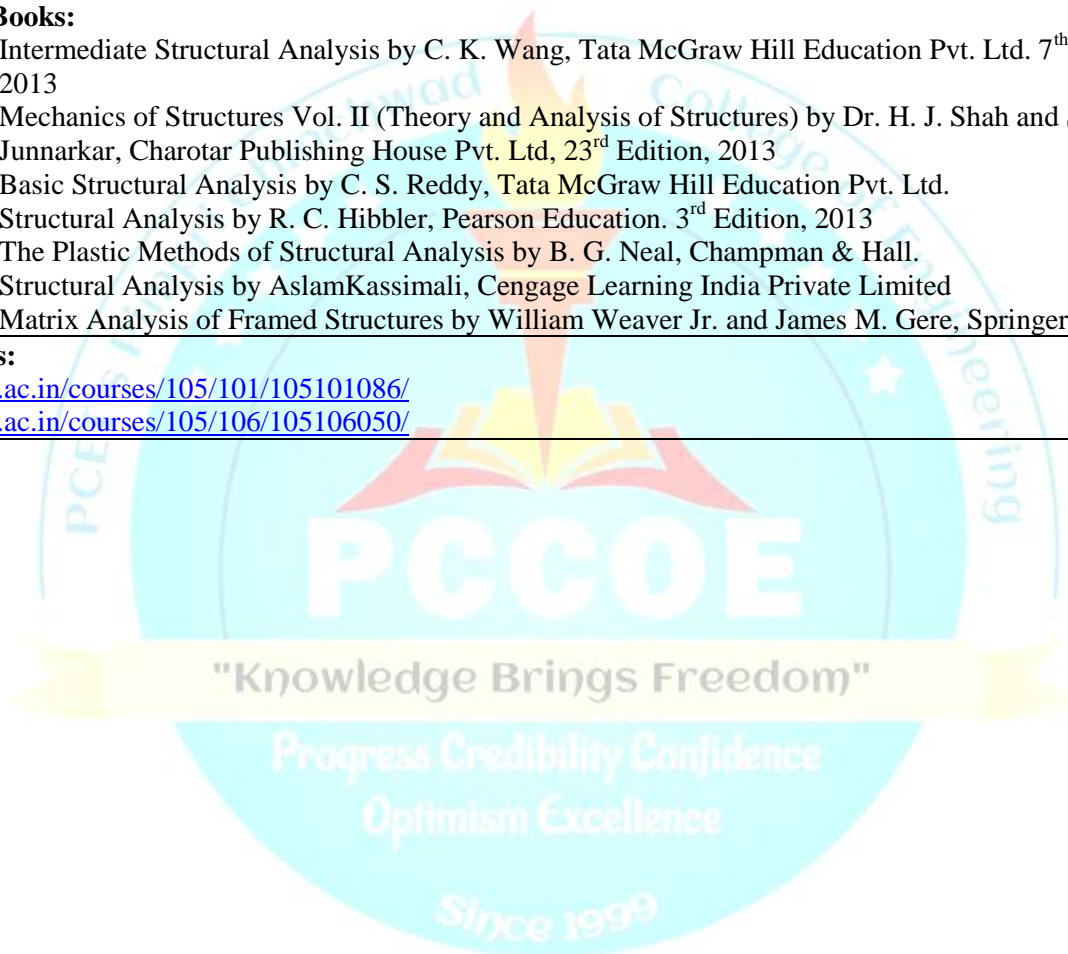


Program:	B. Tech. (Civil)			Semester:	IV		
Course:	Open Elective 1- Financial Mathematics			Code:	BAS4605		
Teaching Scheme/week				Evaluation Scheme			
Lecture	Tutorial	Credit	H	IE	MTE	ETE	Total
3	-	3	3	20	30	50	100
Prior Knowledge of:							
<ol style="list-style-type: none"> 1. Basic Mathematics 2. Probability 							
Course Objectives:							
The course aims at:							
<ol style="list-style-type: none"> 1. Address issues related to globalization of financial markets, 2. Development and Feasibility of financial transactions, 3. Provide the students with knowledge of a range of mathematical and computational techniques that are required for a wide range of quantitative positions in the financial sector 4. Forecasting market developments. 							
Course Outcomes:							
After learning the course, the students will be able to:							
<ol style="list-style-type: none"> 1. Demonstrate knowledge of the fundamental concepts of financial mathematics 2. Identify various types of cash flow patterns, Compute the future value and the present value of different cash flow streams. 3. Understand types of Options and apply it to hedge against risks in existing investments. 4. Understand the characteristics of different financial assets such as money market instruments, bonds, and stocks, and how to buy and sell these assets in financial markets. 5. Describe and to analyze the investment environment, different types of investment vehicles; 6. Analyze the degree of risk for its effective management 							
Detailed Syllabus:							
Unit	Description						Duration(H)
1.	Fundamentals of Financial Mathematics I: Introduction of Financial Mathematics and its application in real life, Sources of Finance; Short term finance and Long term Funds (basics), Rate of interest, simple interest, compound interest.						6
2.	Fundamentals of Financial Mathematics II: The time value of money, annuities and cash flows, loans, general cash flows and portfolios, derivatives, swaps, and hedging.						6
3.	Basics of Options : Options; (call option and put options), payoffs call and put options, speculation (call or put) and its application (option).						6
4.	Stocks and bonds: Stocks and bonds, Valuation of stocks and bonds, Mutual funds, Cost of capital and ratio analysis.						6
5.	Basics of Investment: Investment return. Uneven cash flows Compounding frequency of interest, Economic equivalence. Portfolio diversification						6
6.	Risk & uncertainty: Decision under risk & uncertainty, Risk premium, Portfolio diversification, Life Insurance, Endowment						6
						Total	36
Text Books:							
<ol style="list-style-type: none"> 1. Marek Capinski and Tomasz Zastawniak, "Mathematics for Finance", Springer 2nd Edition, ISBN 13:978-0857290816. 2. Ambad Nazri Wahidudin, "Financial Mathematics and its Applications", Ventus Publishing ApS, ISBN 978-8776819286 							
Reference Book:							
<ol style="list-style-type: none"> 1. Giuseppe Campolieti Roma M. Makarov "Financial mathematics a Comprehensive treatment", CRC Press Taylor and Francis Group, 1st Edition, ISBN 978-1439892428 							
E-sources:							
<ol style="list-style-type: none"> 1. NPTEL Course lectures links: https://nptel.ac.in/courses/112/107/112107260/ 							

Program:	B. Tech. (Civil)			Semester:	IV		
Course:	Open Elective 1- Neural Network and Fuzzy Logic Control			Code:	BAS4606		
Teaching Scheme/week				Evaluation Scheme			
Lecture	Tutorial	Credit	H	IE	MTE	ETE	Total
3	-	3	3	20	30	50	100
Prior Knowledge of: Nil							
Course Objectives:							
This course aims at enabling students to get acquainted with,							
<ol style="list-style-type: none"> 1. Knowledge of Neural Networks and Fuzzy Logic Control and their use for controlling real time systems. 2. Knowledge about fuzzy set theory to solve various engineering problems. 							
Course Outcomes:							
After learning the course, the students will be able to:							
<ol style="list-style-type: none"> 1. Model a Neuron and Express Neural Network. 2. Apply feedback networks to study Inverted Pendulum, Articulation Control. 3. Implement an artificial neural network using the NN simulation toolbox. 4. Apply concepts of fuzzy logics in Fuzzification and Defuzzification. 5. Appl fuzzy logic control in Pattern recognition and Home Heating system. 6. Implement Fuzzy Logic Toolbox in fuzzy logic control. 							
Detailed Syllabus:							
Unit	Description						Duration(H)
1.	Architecture of Neural Network: Introduction, Biological neuron, Artificial neuron, Neuron modeling, Basic learning rules, Single layer, Multi layer feed forward network, Back propagation, Learning factors.						6
2.	Neural Networks For Control: Feedback networks, Discrete time hop field networks, Schemes of neuro-control, Identification and control of dynamical systems, Case studies-Inverted Pendulum, Articulation Control.						6
3.	Problem Solving-I: Neural Network (NN) Toolbox, NN Simulink Demos, Neural Network (ANN) implementation, NN Tool Artificial Neural Network (ANN) implementation, Application of NN to Control System.						6
4.	Fundamental of Fuzzy Logic: Classical sets, Fuzzy Sets, Membership function, Cardinality of fuzzy set, Fuzzy complement, Fuzzy union & intersection, Fuzzy Relation, Fuzzification, Defuzzification, Fuzzy Rule.						6
5.	Fuzzy Logic Control: Introduction, Knowledge based system, Decision making Logic, Fuzzy optimization, Adaptive fuzzy systems, Introduction to generate a genetic algorithm, Applications to Pattern recognition, Home Heating system.						6
6.	Problem Solving-II: Fuzzy Logic Toolbox, Fuzzy Logic Simulink Demos, Fuzzy Logic Controller (FLC) implementation, Simulink Fuzzy Logic Controller (FLC) implementation, Applications of FLC to Control System.						6
	Total						36
Text Books:							
<ol style="list-style-type: none"> 1. Kosko, B, "Neural Networks and Fuzzy Systems: A Dynamical Approach to Machine Intelligence", PrenticeHall, NewDelhi, 2004. 2. Ross T. J. , "Fuzzy logic with engineering applications (Vol. 2)", New York: Wiley, 2004, ISBN: 9783030375478 							
Reference Books:							
<ol style="list-style-type: none"> 1. Jack M. Zurada, "Introduction to Artificial Neural Systems", PWS Publishing Co., Boston, 2002. 2. Zimmerman H.J., "Fuzzy set theory and its Applications", Kluwer Academic Publishers Dordrecht, 2001. 3. Driankov, Hellendroonb, "Introduction to fuzzy control", Narosa Publishers, 2001. 4. G Klir, B Yuan, "Fuzzy sets and fuzzy logic : Theory and application", PHI, ISBN: 5. LauranceFausett, Englewood cliffs, N.J., "Fundamentals of Neural Networks", PearsonEducation, New Delhi, 2008. 							
E-source:							
Online course "Fuzzy logic and Neural Network" by Prof. Dilip Kumar Pratihari, IIT Kharagpur. https://nptel.ac.in/courses/127/105/127105006/							

Program:	B. Tech. (Civil)			Semester:	IV		
Course:	Mechanics of Structures			Code:	BCI4303		
Teaching Scheme				Evaluation Scheme			
Lecture	Tutorial	Credit	H	IE	MTE	ETE	Total
3	-	3	3	20	30	50	100
Prior Knowledge of: Engineering Mechanics, Strength of Materials. (Equilibrium conditions, types of supports and analysis of beams, basics of slope and deflection of beams is essential)							
Course Objectives:							
<ol style="list-style-type: none"> To impart the knowledge about the basic concepts required for analysis of structures. To develop ability of analyzing structures. 							
Course Outcomes:							
After learning the course, the students will be able to:							
<ol style="list-style-type: none"> Explain the concepts of static and kinematic indeterminacy and analyze determinate beams using influence line diagram (ILD). Analyze multi-storey multi-bay frames by approximate methods. Analyze beams and frames by slope deflection method. Analyze beams and frames by moment distribution method. Analyze beams and frames by stiffness matrix method. Apply the concepts of plastic analysis in the steel structures. 							
Detailed Syllabus:							
Unit	Description						Duration (H)
1.	Fundamentals of structure and Influence Line Diagram:						6
	<ol style="list-style-type: none"> Types and classification of structures based on structural forms, concept of indeterminacy, static and kinematics degree of indeterminacy. Basic concept of influence line diagram, Muller: Braslau's principle, influence line diagram for reaction, shear and moment to simply supported and overhanging beams, application of influence line diagram to determine reaction, shear and moment in beams. 						
2.	Analysis of multi-storied multi-bay 2-D rigid jointed frames:						6
	<ol style="list-style-type: none"> Approximate methods of analysis of multi-storied multi-bay 2-D rigid jointed frames by Portal method and Cantilever Method. Approximate methods of analysis of multi-storied multi-bay 2-D rigid jointed frames by substitute frame method. 						
3.	Slope-Deflection Method:						6
	<ol style="list-style-type: none"> Slope-deflection equations, equilibrium equation of Slope-deflection method, application of Slope deflection method to beams without joint translation and rotation, yielding of support, application to non-sway rigid jointed rectangular portal frames, bending moment diagram. Sway analysis of rigid joint rectangular single bay single storey portal frames using Slope deflection method. (Involving not more than three unknowns) 						
4.	Moment Distribution Method:						6
	<ol style="list-style-type: none"> Stiffness factor, carry over factor, distribution factor, application of Moment distribution method of analysis to beams without joint translation and yielding of support, application to non-sway rigid jointed rectangular portal frames, bending moment diagram. Sway analysis of rigid jointed rectangular single bay single storey portal frames using Moment distribution method (Involving not more than three unknowns). 						
5.	Stiffness Matrix Method:						6
	<ol style="list-style-type: none"> Fundamental concepts of flexibility and stiffness, relation between them. Stiffness method of analysis- Structure approach only. Application to beams (Involving not more than three unknowns). Application of Stiffness structure approach to rigid jointed rectangular portal frames (Involving not more than three unknowns). 						

6.	<p>Plastic Analysis of structure:</p> <p>a) True and idealized stress-strain curve for mild steel in tension, stress distribution in elastic, elasto-plastic and plastic stage, concept of plastic hinge and collapse mechanism, Plastic modulus of section, Plastic moment, shape factor. Statistical and kinematical method of analysis, upper, lower bound and uniqueness theorem.</p> <p>b) Plastic analysis of determinate and indeterminate beams, single bay single storied portal frame</p>	6
Total		36
<p>Text Books:</p> <ol style="list-style-type: none"> 1.Theory of Structures by S. Ramamrutham and R. Narayan, Dhanpat Rai Publishing Company (P) Ltd. 2.Structural Analysis-I & II by S. S. Bhavikatti, Vikas Publishing House Pvt. Ltd, 4th Edition, 2014 3.Structural Analysis: A Matrix Approach by G.S.Pandit and S. P. Gupta, Tata McGraw Hill Education Pvt. Limited, 2nd Edition, 2016 		
<p>Reference Books:</p> <ol style="list-style-type: none"> 1. Intermediate Structural Analysis by C. K. Wang, Tata McGraw Hill Education Pvt. Ltd. 7th Edition, 2013 2. Mechanics of Structures Vol. II (Theory and Analysis of Structures) by Dr. H. J. Shah and S. B. Junnarkar, Charotar Publishing House Pvt. Ltd, 23rd Edition, 2013 3. Basic Structural Analysis by C. S. Reddy, Tata McGraw Hill Education Pvt. Ltd. 4. Structural Analysis by R. C. Hibbler, Pearson Education. 3rd Edition, 2013 5. The Plastic Methods of Structural Analysis by B. G. Neal, Champman & Hall. 6. Structural Analysis by AslamKassimali, Cengage Learning India Private Limited 7. Matrix Analysis of Framed Structures by William Weaver Jr. and James M. Gere, Springer US. 		
<p>e-Resources:</p> <p>https://nptel.ac.in/courses/105/101/105101086/</p> <p>https://nptel.ac.in/courses/105/106/105106050/</p>		



Program:	B. Tech. (Civil)			Semester:	IV		
Course:	Geotechnical Engineering Lab			Code:	BCI4410		
Teaching Scheme				Evaluation Scheme			
Practical	Tutorial	Credit	H	TW	OR	PR	Total
2	-	1	2	25	25	-	50
Course Objectives:							
To make aware of soil classification and provide the knowledge of methods for determination of index and engineering properties of soil.							
Course Outcomes:							
After learning the course, the students will be able to:							
<ol style="list-style-type: none"> 1. Determine index properties of soil & apply the knowledge on field 2. Determine engineering properties of soil & apply the knowledge on field 3. Interpret existing soil investigation report 							
Lab Experiments							
The term work shall consist of a journal giving details of 10 out of 12 of the following experiments. Sr. No 13 is compulsory.							
<ol style="list-style-type: none"> 1. Water content determination by two methods a) oven drying method, b) calcium carbide method 2. Specific gravity determination by pycnometer /density bottle. 3. Sieve analysis, particle size determination and IS classification as per I.S. Codes. 4. Determination of consistency limits and their use in soil classification as per I.S. Codes. 5. Field density test by a) core cutter b) sand replacement 6. Determination of coefficient of permeability by a) constant head and b) variable head method. 7. Direct shear test. 8. Unconfined compression test. 9. Vane shear test. 10. Standard proctor test / Modified proctor test. 11. Differential free swell test. 12. Triaxial test 13. Collection of sample soil investigation report for any construction project and write report about interpretation of index properties of soil. 							
Assignments:							
<ol style="list-style-type: none"> 1. Solution of problems on shear strength parameters using graph. 2. Rehmann's and Culmann's graphical method for determination of earth pressure. 3. Flow net construction for sheet pile or earthen dam. 							
Reference Books:							
<ol style="list-style-type: none"> 1. Geotechnical Engineering by C. Venkatramaiah, New Age International Publishers, 5th Edition, 2017. 2. Principles of Geotechnical Engineering by Braja M. Das, Cengage Learning, 8th Edition, 2020. 3. Geotechnical Engineering by P Purushothma Raj, Tata McGraw Hill, 2017. 4. Geotechnical Engineering by Principles & Practices by Donald. P. Coduto, Pearson Education, 2nd Edition, 2017. 5. Basic and Applied Soil Mechanics by Gopal Ranjan and A. S. R. Rao, Newage International, 3rd Edition, 2016. 6. Physical and Geotechnical Properties of Soils by Joseph E. Bowles, International Students Edition. 							
IS Codes: IS 2720 : 1-1983, 2-1973, 3-1 1980, 3-2 1980, 4-1985, 5-1985, 6-1972, 7-1980, 8-1983, 9-1992, 10-1991, 11- 1993, 12-1981, 13-1986, 17- 1986, 18-1992.							
e-Resources:							
<ol style="list-style-type: none"> 1. http://ascelibrary.org/page/books/s-gsp. 2. http://accessengineeringlibrary.com/browse/geotechnical-engineersportable-handbook-second edition. 3. http://nptel.ac.in/courses/105101084/ 4. http://nptel.ac.in/courses/105106142/ 							

Program:	B. Tech. (Civil)			Semester:	IV		
Course:	Surveying & Geomatics Lab			Code:	BCI4411		
Teaching Scheme				Evaluation Scheme-			
Practical	Tutorial	Credit	H	TW	OR	PR	Total
2	-	1	2	25	-	50	75
Course Objectives: To develop the ability to carry out survey work, and carry out required analysis required for construction projects.							
Course Outcomes: After learning the course, the students will be able to: <ol style="list-style-type: none"> 1. Evaluate required distances, angles and reduced levels using various instruments. 2. Analyze data required for setting out buildings and roads. 3. Estimate earthwork for profile and cross-section levelling. 							
Note: Practical (PR) Examination is based on performance of any three practical (10 marks each) with 20 marks oral examination, based on practical performed.							
List of Laboratory Assignments							
Perform any eight out of ten lab assignments and all projects are mandatory:							
<ol style="list-style-type: none"> 1. Measurement of magnetic bearings of sides of a triangle /polygon, correction for local attraction and calculations of true bearings using prismatic compass. 2. Plane table survey by intersection method. 3. Simple and differential levelling (with at least three change points) using auto / digital level. 4. Measurement of horizontal angles (by repetition method) using 20" vernier transit theodolite. 5. Finding horizontal and vertical distance using tachometer. 6. Setting out a building from a given foundation plan (minimum six coordinates). 7. Setting out a circular curve by Rankine's method of deflection angles. 8. Study and use of nautical sextant. 9. Determination of airbase distance using mirror stereoscope 10. Study and use of total station. 							
Project I: Road project using Auto level for a minimum length of 100 m including fixing of alignment, profile levelling, cross-sectioning, plotting of L section and Cross Section. (One full imperial sheet including plan, L-section and any three typical Cross-sections).							
Project II: Tachometric contouring project with at least two instrument stations about 60 m to 100 m apart and generating contours using any software (minimum contour interval 1 meter).							
"Knowledge Brings Freedom"							
Reference Books:							
<ol style="list-style-type: none"> 1. Plane Surveying by A. M. Chandra, New Age International Publishers. 2. Surveying and Levelling by N. N. Basak , Tata McGraw Hill. (2013) 3. Surveying Vol. I & II by Dr. K. R. Arora , Standard Book House. (2013, 2014) 4. Surveying: Theory and Practice by James M. Anderson, Edward M. Mikhail, Tata McGraw Hill. (2013) 5. Plane and Geodetic Surveying for Engineers. Vol. I by David Clark, Constable. (2013) 							

Program:	B.Tech. (Civil)			Semester:	IV		
Course:	Concrete Technology Lab			Code:	BCI4412		
Teaching Scheme/week				Evaluation Scheme			
Practical	Tutorial	Credit	H	TW	OR	PR	Total
2	-	1	2	50	25	-	75
Course Objectives:							
To develop the ability to perform various tests and interpret results of ingredients of concrete and properties of fresh and hardened concrete.							
Course Outcomes:							
After learning the course, the students will be able to:							
<ol style="list-style-type: none"> 1. Evaluate the different properties of concrete ingredients. 2. Design a concrete mix. 3. Demonstrate the test on fresh and harden concrete. 							
Lab Experiments							
Tern work and oral exam based on syllabus and following experiments. Students have to review code provisions for all the practicals and include conclusions and recommendations based on the observed readings/results and code specifications.							
Part A- Cement and Cementitious materials:							
<ol style="list-style-type: none"> 1. Determination of Fineness of cement, fly ash and consistency of standard Cement Paste. 2. Determination of Initial and Final Setting times of Cement and soundness of cement. 3. Determination of Compressive Strength of Cement. 							
Part B- Fine & coarse aggregate							
<ol style="list-style-type: none"> 4. Determination of Fineness modulus of Coarse and Fine Aggregates. 5. Moisture content, silt content, density and Specific gravity of fine aggregate 6. Moisture content , water absorption, density and Specific gravity of coarse aggregate 							
Part C- Concrete							
<ol style="list-style-type: none"> 7. Workability of concrete by slump cone, compaction factor, OR Vee Bee test 8. Determination of Compressive strength test of concrete by crushing and Rebound hammer. 9. Determination of Indirect tensile strength and flexural strength of hardened concrete 							
Assignments							
<ol style="list-style-type: none"> 10. Concrete mix design by IS code method manually and using spreadsheet/MATLAB. 11. Site visit to RMC plant and preparation of report 							
Reference Books:							
<ol style="list-style-type: none"> 1. Concrete Technology by A.R. Santhakumar, 2nd Edition, Oxford University Press,2018. 2. Concrete: Microstructure, Properties and Materials by P. Kumar Mehta, Paulo J. M. Monteiro, 4th Edition, McGraw-Hill Education,2014. 3. Concrete Mix Design by A. P. Remideos, Himalaya Publishing House. 4. Concrete Structures, Repair, Rehabilitation and Retrofitting by J. Bhattacharjee, 1st Edition, CBS Publishers & Distributors Pvt. Ltd,2017. 							
IS Codes:							
IS 383:2016- Coarse and Fine Aggregate for Concrete Specification							
IS 456:2000 with Reaffirmed 2016-Plain and Reinforced concrete- code of practice							
IS 516 : 1959 with Reaffirmed 2018- Methods of tests for strength of concrete							
IS 1489 (Part 1) : 2015(4 Revision)- Portland pozzolana cement - Specification: Part 1 fly Ash Based							
IS 2386 (Part 1 to 5):1963 with Reaffirmed 2021 -Methods of Test for Aggregates for Concrete							
IS 4031 (Part 1,10 to 13):1996 with Reaffirmed 2021 -Methods of physical tests for hydraulic cement							
IS 9103 : 1999 (1 Revision) with Reaffirmed 2018- Specification for Concrete Admixtures							
IS 1199 : Part 1 to 5: 2018 - Fresh Concrete Methods of Sampling, Testing and Analysis							
IS 10262 : 2019 (2 Revision)- Concrete Mix Proportioning Guidelines							
IS 13311 : Part 2 : 1992 with Reaffirmed 2018- Method of Non-destructive Testing of Concrete-methods of Test :							
Part 1 Ultrasonic Pulse Velocity							
IS 13311 : Part 2 : 1992 with Reaffirmed 2018- Method of Non-destructive Testing of Concrete-methods of Test :							
Part 2 Rebound Hammer							

Program:	B.Tech. (Civil)			Semester:	IV		
Course:	Professional skills for Engineers			Code:	BHM4101		
Teaching Scheme/week				Evaluation Scheme			
Lecture	Tutorial	Credit	H	IE	MTE	ETE	Total
2	-	2	2	30	-	20	50
Course Objectives:							
1. To introduce to students the fundamentals of effective communication and barriers in communication. 2. To introduce them to the concept of verbal and non-verbal communication and importance of Body language 3. To introduce to students the skills to prepare and deliver effective presentations and learn tricks of mastering group discussions. 4. To sensitize students to their behaviour in corporates by allowing them to understand the basics of corporate etiquettes.							
Course Outcomes:							
After learning the course, the students will be able to: <ol style="list-style-type: none"> Evaluate the barriers in communication and accordingly master the skills of communication across culture at workplace. Demonstrate effective verbal as well as non-verbal communication skills in both social and professional contexts Develop practically deployable skill set involving effective presentations and handling group discussions to hone the opportunities of employability and excel in the professional environment. Demonstrate skills for effectively handling the interviews and and ability to handle casual and formal situations in terms of personal grooming, dining and other corporate etiquettes 							
Detail Syllabus:							
Unit	Description						Duration(H)
1.	Introduction and Fundamentals of Communication: Need for effective communication, Functions of Communication, Communication Cycle, Levels of communication; Flow of communication Barriers to Effective Communication: Miscommunication; Noise; Types of barriers; Communication across Culture						6
2.	Verbal, Nonverbal communication and Body language: Forms of Communication- Verbal and Non-verbal, their role and composition in overall communication; Effective use of body language, Listening Vs Hearing						6
3.	Presentation Skills: 4Ps (Planning, Preparation, Practice, Presentation), Outlining; Effective use of A/V aids and Modes of Delivery Mastering Group Discussion skills: Skills evaluated in Group discussion, Types of Group discussion, Do's and Don'ts in Group Discussion						6
4.	Interview Skills: Self Introduction, Do's and Don'ts during Interview Corporate Etiquettes: Definition and importance of Etiquette, Dressing Etiquettes, Dining Etiquettes, Telephonic etiquette, Business card Etiquette, Email etiquette						6
	Total						24
Text Book:							
1. R.Gajendra Singh Chauhan and Sangeeta Sharma, "Soft Skills-An integrated approach to maximize personality", Wiley Publication, ISBN: 987-81-265-5639-7							
Reference Books:							
1. Muralikrishna C., Sunita Mishra "Communication Skills for Engineers" 2nd edition, Pearson, New Delhi 2010 2. Indrajit Bhattacharya, "An Approach to Communication Skills", Dhanpat Rai, Delhi, 2008 3. Simon Sweeney, "English for Business Communication", Cambridge University Press. 4. Sanjay Kumar and Pushpa Lata, "Communication Skills", Oxford University Press.							

Program:		B. Tech. (All branches)				Semester:		IV		
Course :		Life Skills-IV				Code :		BHM4940		
Teaching Scheme				Evaluation Scheme						
Practical	Tutorial	Credit	H	IE	MTE	ETE	TW	PR	OR	Total
2	-	-	2	-	-	-	-	-	-	Grade
Prior knowledge: Nil										
Objectives:										
1. To learn about the social functioning and diverse culture in the country. 2. To be aware and improve interpersonal behavioral patterns. 3. To inculcate caring and serving qualities towards family, society and environment at large.										
Outcomes:										
After Successfully completing the course the students should be able to: <ol style="list-style-type: none"> 1. Apply social work practices in the context of diverse cultures. 2. Develop a broad understanding of Indian culture through various art forms. 3. Apply effective ways of interpersonal behavioural patterns eliminating their unhelpful thoughts, feelings and actions. 4. Develop skills which are necessary to initiate ideas and pursue them for holistic development of the individual. 										
Detailed Syllabus:										
Unit	Description									Duration (Hrs)
1.	Social Welfare Environment awareness such as Tree Plantation, Natural resources awareness etc, Donation Camp, Visit to Orphanage, Old Age home and Villages, Contribution in social activity like Pani Foundation, Swaccha Bharat Abhiyan, Save Girl Child/Animals/Birds/Trees etc., Activity based on societal projects / Project Exhibitions etc.									12
	Cultural Awareness Divisions of Indian classical music: Hindustani and Carnatic, Dances of India, Various Dance forms: Classical and Regional, Rise of modern theatre and Indian cinema.									
	Transaction Analysis Introduction to TA, Basic Assumptions of TA, Theory of Personality Ego States, Strucural and Functional, Ego States Diagnosis, Egogram, Structural Pathology, Contamination, Theory of Communication, Types of Transactions, Strokes, Stroke Economy, Theory of Life Positions, Injunctions									
2.	Caring and service Hospital Caring, Personal Safety, First Aid, Disaster Management Gardening, Organic farming, Cooking, etc									12
	Total									24
Reference Books:										
1. K. Singh, “An introduction to Social Work”, 14 April 2011. 2. Bishnu Mohan Dash, Mithilesh Kumar, D. P. Singh, Siddheshwar Shukla, “Indian Social Work”, 1 October 2020. 3. Martin Davies, “Social work with Children and Families”, 20 March 2012. 4. Anita Kainthla, “Baba Amte – A Biography”, 1 January 2006. 5. Aroup Chatterjee, “Mother Teresa – The untold story”, 1 January 2006. 6. Improving Behaviour and Raising Self-Esteem in the Classroom, A Practical Guide to Using Transactional Analysis, Giles Barrow, Emma Bradshaw, Trudi Newton, David Fulton Publishers, 1 October 2001. 7. Transactional Analysis, 100 Key Points and Techniques, Mark Widdowson, 8 September 2009. 8. Benjamin Colodzin, “Helping ourselves by Helping Others”, 3 August 2020. 9. Smith Mark K. “The Art of Helping Others”, Jessica Kingsley Publishers, 15 April 2008. 10. Chip Heath, “Decisive: How to Make Better Choices in Life and Work”, March 26, 2013.										

Program: B. Tech. (Civil)				Semester: IV			
Course: Proficiency Course 1				Code: BCI4911.A			
Teaching Scheme/week				Evaluation Scheme			
Practical	Tutorial	Credit	H	IE	MTE	ETE	Total
2	-	-	2	-	-	-	Grade
Course Objectives:							
1. To impart knowledge of flow through Water distribution system 2. To make aware of pipe flow analysis using WaterGEMS							
Course Outcomes:							
After learning the course, the students should be able to: 1. Apply appropriate techniques, resources, and modern engineering and IT tools for pipe flow analysis 2. Apply knowledge to assess societal issues like water management 3. Analyze flow through pipe networks using software							
Detailed Syllabus:							
Unit	Description						Duration(H)
1.	Introduction to Water Supply Networks, Modelling Fundamentals and Hydraulics Review,						5
2.	Introduction to WaterGEMS, Building a Network with Fire Flows, Importing Basic Model Data,						5
3.	Modelling Pumps, Tanks and Pressure Regulating Valves(PRVs), Model Applications and System Planning,						5
4.	System Design Improvements, Model Calibration, Fire Flow Analysis, Criticality Analysis						5
	Total						20
Reference							
1. : https://youtube.com/playlist?list=PLLCOESNdmKSJAaqcckfZJqw4eIEpB-NAC							

"Knowledge Brings Freedom"

Progress Credibility Confidence
Optimism Excellence

Since 1999

Program:	B. Tech. (Civil)			Semester:	IV		
Course:	Proficiency Course 1 (Slope Stability Analysis Software)			Code:	BCI4911.B		
Teaching Scheme/week				Evaluation Scheme			
Practical	Tutorial	Credit	H	IE	MTE	ETE	Total
2	-	-	2	-	-	-	Grade
Course Objectives:							
1. To provide the knowledge of slope stability analysis Software for slopes. 2. To bridge the skill gaps and make students industry ready.							
Course Outcomes:							
After learning the course, the students will be able to:							
1. Explain the main features of the slope stability analysis software 2. Analyze the stability of soil slopes							
Detailed Syllabus:							
Unit	Description						Duration (H)
1	Introduction to slope stability analysis software and its different modules, Intuitive software allowing fast data input.						04
2	Modeling of reinforcement elements with anchors, Modeling of reinforcement elements with rock bolts, Modeling of reinforcement elements geotextiles.						12
3	Application of partial factors, Varying pore water pressure distribution within the slope.						02
4	Comprehensive post processing with detailed reporting, Attractive graphical outputs for use in reports.						02
	Total						20
Reference Books:							
1. Slope Tutorial Manual: Oasys Slope 2. Geotechnical Engineering by Shashi K. Gulhati & Manoj Datta, Tata McGraw Hill, 2017. 3. Principles of Soil Mechanics and Foundation Engineering by V.N.S. Murthy, UBS Publishers, 2018. 4. Soil Mechanics and Foundation Engineering by K. R. Arora, Standard Publisher, 7 th Edition, 2019. 5. Soil Mechanics and Foundation Engineering by B. C. Punmia, Laxmi Publications, 16 th Edition, 2017.							

"Knowledge Brings Freedom"

Progress Credibility Confidence
Optimism Excellence

Since 1999

Program:	B. Tech. (Civil)			Semester:	IV		
Course:	Proficiency Course 1: Analysis of Structures by STAAD-PRO Software			Code:	BCI4911.C		
Teaching Scheme				Evaluation Scheme			
Practical	Tutorial	Credit	H	IE	MTE	ETE	Total
2	-	-	2	-	-	-	Grade
Course Objectives:							
1. To impart the knowledge of STAAD – PRO software. 2. To develop ability of analyzing structures using STAAD – PRO software.							
Course Outcomes:							
After learning the course, the students will be able to:							
1. Perform basic modeling in STAAD-Pro software. 2. Analyze the structures using STAAD-Pro software.							
Detailed Syllabus:							
Unit	Description						Duration (Hrs.)
1.	Introduction of STAAD-PRO Software – Types of structures, analysis and design of structure, use of STAAD-PRO software in structural domain.						05
2.	Overview of geometry & modelling tabs – Use of geometry commands, support specification, member specification, and assigning member property.						05
3.	Creating geometry and applications of various loads and supports – Assigning different types of loads like Point Load, UDL, UVL, Trapezoidal Load and different types of supports.						05
4.	Analysis of results for beams and frames – Checking of values of bending moment, shear force, deflections and stresses.						05
	Total						20
Reference Books:							
1. STAAD Pro V8i for Beginners by T. S. Sarma, 1 st Edition, 2014. 2. Principles of Structural Analysis – Static and Dynamic Loads, by Krishnan Sathia, 2 nd Edition, 2021. 3. Analysis and Design of Structures - A Practical Guide to Modeling, by D.Trevor Jones, 1 st Edition, 2012. 4. STAAD Pro : Reference Guide by C S Changeriya, 1 st Edition, 2010.							

Program:	B. Tech. (Civil)			Semester:	IV		
Course:	Proficiency Course 1-MATLAB			Code:	BCI4911.D		
Teaching Scheme/week				Evaluation Scheme			
Practical	Tutorial	Credit	H	IE	MTE	ETE	Total
2	-	-	2	-	-	-	Grade
Course Objectives:							
1. To impart the knowledge to the students about the MATLAB environment. 2. To carry out simple numerical computations and data interpretation using MATLAB. 3. To demonstrate problem solving approaches to improve the computational skill. 4. To present data in a systematic way using plots and graphs.							
Course Outcomes:							
After learning the course, the students will be able to:							
1. Understand the main features of the MATLAB and its use to solve computational problems. 2. Implement their algorithms in MATLAB to solve scientific and mathematical problems.							
Detailed Syllabus:							
Unit	Description						Duration (H)
1.	MATLAB Fundamentals: User interface, variables, commands and data types, operators and elementary operations, loops and conditional statements, matrices and arrays.						10
2.	Introduction to Programming with MATLAB: Files, scripts and functions, plotting and program output, Numerical Differentiation and Integration, linear algebra.						10
	Total						20
Text Books:							
1. Beginning MATLAB and Simulink, Sulaymon Eshkabilov Apress 2019. 2. Learning to program with MATLAB: Building GUI Tool, Craig S. Lent, Wiley Publications 2013. 3. A Guide to MATLAB: For beginners and experienced users, Brian R. Hunt, Ronald L. Lipsman, Jonathan M. Rosenberg 3rd edition.							
Reference Books:							
4. Introduction to MATLAB, Delores M Etter, 4th edition, Pearson Publication. 5. Practical MATLAB: Basics for Engineers, Misza Kalechman, CRC Press, Taylor & Francis Group. https://www.mathworks.com/help/releases/R2014b/pdf_doc/matlab/getstart.pdf							

Program:	B. Tech. (All branches)			Semester:	IV		
Course:	Audit Course 1-Environmental Sciences			Code:	BHM9961		
Teaching Scheme				Evaluation Scheme			
Lecture	Tutorial	Credit	H	IE	MTE	ETE	Total
1	-	-	1	-	-	-	Grade
Course Objectives:							
1. To gain an understanding on the concepts and strategies related to sustainable development and identify and analyse various conservation methods for renewable and non-renewable resources. 2. To examine biotic and abiotic factors within an ecosystem and to identify energy flow in ecosystem. 3. To understand the value of biodiversity and identify current efforts for it's conservation at national and local level 4. To provide comprehensive overview of environmental pollution and technology associated with monitoring and control.							
Course Outcomes:							
After learning the course, the students will be able to: 1. Demonstrate an integrative approach to environmental issues with a focus on sustainability and identify the role of organism in energy transfer in different ecosystem. 2. Distinguish between renewable and non-renewable resources and analyse consumption of resources 3. Identify key threats to biodiversity and develop appropriate policy options for it's conservation. 4. Analyse the impact of environmental pollution and the science behind those problems and potential solutions.							
Detailed Syllabus:							
Unit	Description						Duration (H)
1.	Multidisciplinary nature of environmental studies: Definition, scope and importance, Need for Public awareness, Natural Resources: Renewable and non-renewable resources: Natural resources and associated problems a) Forest b)Water c)Mineral d)Food e) Land f) Energy, Role of an individual in conservation of natural resources, Use of resources for sustainable lifestyle.						3
2.	Ecosystems: Concept of an ecosystem, Structure and function of an ecosystem, Producers, consumers and decomposer, Energy flow in the ecosystem, Ecological succession, Food chains, food webs and ecological pyramids, Characteristic features, Case study on Forest ecosystem, Aquatic ecosystem.						3
3.	Biodiversity and its conservation: Introduction – Definition: genetic, species and ecosystem diversity, Biogeographical classification of India, Value of biodiversity: consumptive use, productive use, social, ethical, aesthetic values, Biodiversity at global, national and local levels, India as a mega-diversity nation, Hotspots of biodiversity, Threats to biodiversity, Conservation of biodiversity, Case study on any one Hotspot of biodiversity.						3
4.	Environmental Pollution: Definition, Cause, effects and control measures of different pollution: a. Air b. Water c. Soil d. Noise e. Thermal f. Nuclear hazards, Solid waste management, Relevance of environmental ethics for environmental protection, Social Issues and the Environment: From Unsustainable to Sustainable development ,Urban problems related to energy ,Water conservation, Impact of Climate change, Innovative ideas for creating public environmental awareness.						3
	Total						12
Text Books:							
1. Cunningham, W.P. Cooper, T.H. Gorhani, E & Hepworth, M.T., “Environmental Encyclopedia”, Jaico Publications House, 1 st edition, 2000, ISBN-13: 978-8172247867 2.Agarwal, K.C, “Environmental Biology”, Nidhi Publishers, 2 nd edition ,2008, ISBN-13978-8189153021							
Reference Books:							
1.BharuchaErach, “The Biodiversity of India”, Mapin Publishing Pvt. Ltd., 1 st edition, 20021, ISBN-108188204064							

Program:	B. Tech. (All branches)			Semester:	IV		
Course:	Audit Course 1- Constitution of India			Code:	BHM9962		
Teaching Scheme				Evaluation Scheme			
Lecture	Tutorial	Credit	H	IE	MTE	ETE	Total
1	-	-	1	-	-	-	Grade
Course Objectives:							
1. To enable the student to understand the importance of constitution 2. To identify individual role and ethical responsibility towards nation. 3. To understand human rights and its implications 4. To know about central and state government functionalities in India.							
Course Outcomes:							
After learning the course, the students will be able to:							
1. Understand the functions of the Indian government and get acquainted with knowledge of Constitutional Amendments. 2. Identify and explore the basic features, modalities about Indian constitution and assessment of the Parliamentary System in India. 3. Differentiate and relate the functioning of Indian Political system at the Central and State level. 4. Comprehend the fundamental rights and abide the rules of the Indian constitution.							
Detailed Syllabus:							
Unit	Description						Duration (H)
1.	Introduction to Constitution: Meaning of the constitution law and constitutionalism, making of constitution, Salient features and characteristics of the Constitution of India, Preamble, Fundamental Rights, Directive Principles of State Policy, Fundamental Duties and it's legal status, Citizenship.						3
2.	System of Government- Centre & State level and local level Structure and Function of Central Government, President, Vice President, Prime Minister, Cabinet, Parliament, Supreme Court of India, Judicial Review, Federal structure and distribution of legislative and financial powers between the Union and the States, local self-government						3
3.	Judiciary: Governor, Chief Minister, Cabinet, State Legislature Judicial System in States, High Courts and other Subordinate Courts, Parliamentary Form of Government in India.						3
4.	Constitution Functions: Indian Federal System and it's characteristics, Center & State Relations, President's Rule, Constitutional Amendments and powers, Constitutional Functionaries, Emergency Provisions, Assessment of working of the Parliamentary System in India						3
	Total						12
Text Books:							
1. Durga Das Basu, "Introduction to the Constitution of India", Prentice Hall of India, New Delhi, 24th edition, 2020, ISBN-109388548868 2. Clarendon Press, Subhash C, Kashyap, "Our Constitution: An Introduction to India's Constitution and constitutional Law", NBT, 5th edition, 2014, ISBN-9781107034624							
Reference Books:							
1. Maciver and Page, "Society: An Introduction Analysis", Laxmi Publications, 4th edition, 2007, ISBN-100333916166 2. PM Bhakshi, "The constitution of India", Universal Law Publishing - An imprint of Lexis Nexis, 14th edition, 2017, ISBN-108131262375							

Program:	B. Tech. (All branches)			Semester:	IV		
Course:	Audit Course 1- Emotional Intelligence			Code:	BHM9963		
Teaching Scheme				Evaluation Scheme			
Lecture	Tutorial	Credit	H	IE	MTE	ETE	Total
1	-	-	1	-	-	-	Grade
Course Objectives:							
1. To develop an awareness of Emotional Intelligence models 2. To understand intelligence and develop emotional competence 3. To understand how you use emotion to facilitate thought and behaviour 4. To know and utilize the difference between reaction and considered response							
Course Outcomes:							
After learning the course, the students will be able to: 1. Understand how to manage emotions, behaviour and self-control in any situation resulting in better productivity 2. Employ emotional intelligence competencies to effectively interact with people, colleagues and employees in building stronger relationships at work and at home 3. Articulate emotions using the right verbal and non-verbal language 4. Use tools to regulate their emotions and recognise and respond appropriately to emotions in self and others.							
Detailed Syllabus:							
Unit	Description						Duration (H)
1.	Introduction to Emotional Intelligence (EI): What is Emotional Intelligence, Emotional Intelligence and various EI models, The EQ competencies of self-regulation, motivation, empathy and interpersonal skills, Understand EQ and its importance in life.						3
2.	Self-awareness (SA): Seeing the other side, giving in without giving up. Tools : Think, Feel, Act Cards, Plutchik's Wheel of Emotions & Emotional intelligence test Self-Regulation/Managing Emotions: The science of Emotions, Self-emotional quotient						3
3.	Gaining Control: Use of Coping Thoughts and Relaxation Techniques to manage emotions, Activities: Be the Fog, Temperament Analysis. Emotion recognition in others: The universality of emotional expression, perceiving emotions accurately in others to build empathy Activities : Mindful Listening, Perceptual Positions						3
4.	Emotional Intelligence at Work place: Importance of Emotional Intelligence at Work place, role of empathy and trust in relationships, building effective work relationships, conflict resolution strategy, Cohesive team building, Tests : My Colored Hat, "I Am" Circle, Empathy Cards						3
	Total						12
Text Books:							
1. Daniel Goleman, "Emotional Intelligence – Why It Matters More Than IQ," Bantam, 10th Anniversary edition, 2005, ISBN: 978-0553383713 2. Steven C. Hayes, Spencer Smith, "Get Out Of Your Mind And Into Your Life: The New Acceptance and Commitment Therapy", Read How You Want, [Large Print] edition, 2009, ISBN-13 : 978-1458717108							
Reference Books:							
1. Steven Stein, "The EQ Edge", Jossey-Bass, 3rd edition, 2011, ISBN-13: 978-0470681619 2. Drew Bird, "The Leader's Guide to Emotional Intelligence", Createspace Independent Pub, Kindle Edition, 2016, ISBN-13 : 978-1535176002							

Program:	B. Tech. (All branches)			Semester:	IV		
Course:	Audit Course 1- Entrepreneurship Development			Code:	BHM9964		
Teaching Scheme				Evaluation Scheme			
Lecture	Tutorial	Credit	H	IE	MTE	ETE	Total
1	-	-	1	-	-	-	Grade
Course Objectives:							
1. To inspire students and help them imbibe an entrepreneurial and start-up mind-set 2. To develop and strengthen entrepreneurial quality among students. 3. To understand the abilities to become an Entrepreneur. 4. To acquaint with legalities in product development, IPR, Trademarks, Copyright and patenting 5. To know the facets of Business plans, Entrepreneurial Finance							
Course Outcomes:							
After learning the course, the students will be able to:							
1. Develop an entrepreneurial mind-set by learning key skills such as product design, salesmanship, marketing and interpersonal skills. 2. Interpret their own business plan and analyse factors that contributed to the failure of a start-up 3. understand how to determine the best source of capital for a company and how to find revenue and expense assumptions 4. Understand the legalities in product development, IPR, Trademarks, Copyright and patenting							
Detailed Syllabus:							
Unit	Description						Duration (H)
1.	Concept and Scope: Entrepreneurship as a career, Traits of Successful Intrapreneur/ Entrepreneur, Why to become entrepreneur, Entrepreneurship Development Phases, Problem Solving and Ideation Process, Design Validation, Types of Start-ups						3
2.	Creating Entrepreneurial Venture : Sources of Innovation, methods of generating ideas, Prototype preparation and validation, Legal Issue, Private/Public Limited Company formation requirements, Intellectual Property Protection: Patents Trademarks and Copyrights, Entrepreneurial Failure : Case study of patterns, Early failures: Good idea bad planning, False start , False positive, Late-stage failures: Speed trap, Cascading miracle , False confidence						3
3.	Business Plan Preparation: Sources of product for business: Feasible study, Ownership, capital, budgeting, Marketing plan for the new venture, steps in preparing marketing plan, Business Model Canvas (BMC), Financial plan- proforma income statements, Ratio Analysis.						3
4.	Financial Modeling and Metrics: Spreadsheets, Benchmarks, Revenue assumptions, expense assumptions, Metrics customer Acquisition cost and life time model, Metrics viral coefficient, Funnel Analysis, Entrepreneurial Finance: venture capital, financial institutions supporting entrepreneurs, Lease Financing; Funding opportunities for Start-ups in India, Crowd funding, Angel investing						3
	Total						12
Text Books:							
1. Kumar Arya, “Entrepreneurship: Creating and Leading an Entrepreneurial Organization”, Pearson Education India, First edition, 2012, ISBN-10: 8131765784; ISBN-13: 978-8131765784 2. S.S.Khanka, “Entrepreneurial Development”, S Chand and Company Limited, Revised 2012th edition, 2012, ISBN : 81-219-1801-4							
Reference Books:							
1. Taneja, Gupta, Entrepreneur Development New Venture Creation”, Galgotia Publishing Company, 2nd edition. 2017, ISBN: 9788185989594 2. Charantimath, Poornima, “Entrepreneurship Development and Small Business Enterprises” Pearson Education, 3 rd edition, 2018, ISBN: 8177582607, 9788177582604 3. Blake Masters and Peter Thiel, “Zero to One”, Plata Publishing, 2nd edition, 2014, ISBN-10 : 9780804139298 - ISBN-13 : 978-0804139298							

Vision and Mission of the Department

Vision of the Department

To be recognized as one of the leading department in respect of professional education and innovation in the western region.

Mission of the Department

To develop a multidisciplinary approach to relate civil engineering challenges to social and human context through team spirit, right attitude, morals, and higher education.

PEOs of Civil Engineering

- I. To impart sound academic fundamentals among the students to formulate, analyze and solve civil engineering problems.
- II. To develop student's ability to adopt and apply recent trends in civil engineering.
- III. To prepare students for the challenging needs of civil engineering profession and higher academic pursuits.
- IV. To develop an ability to apply management principles in multidisciplinary projects through effective communication and lifelong learning.

"Knowledge Brings Freedom"

Progress Credibility Confidence

Optimism Excellence

Since 1999

PSOs of Civil Engineering

- I. The graduate will be able to apply necessary Civil Engineering skill sets for quality construction work in industrial and infrastructural development.
- II. The graduate will be able to demonstrate skills required for Civil Engineering entrepreneur.