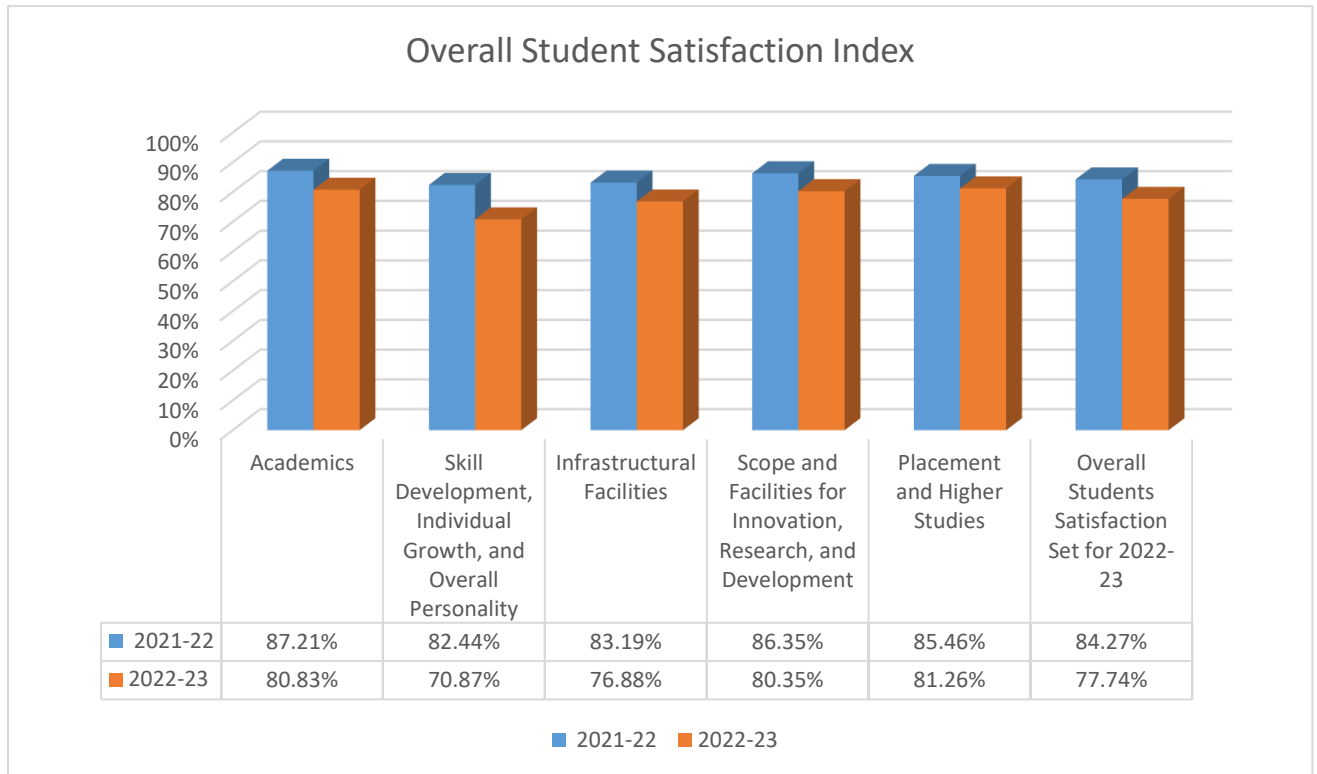


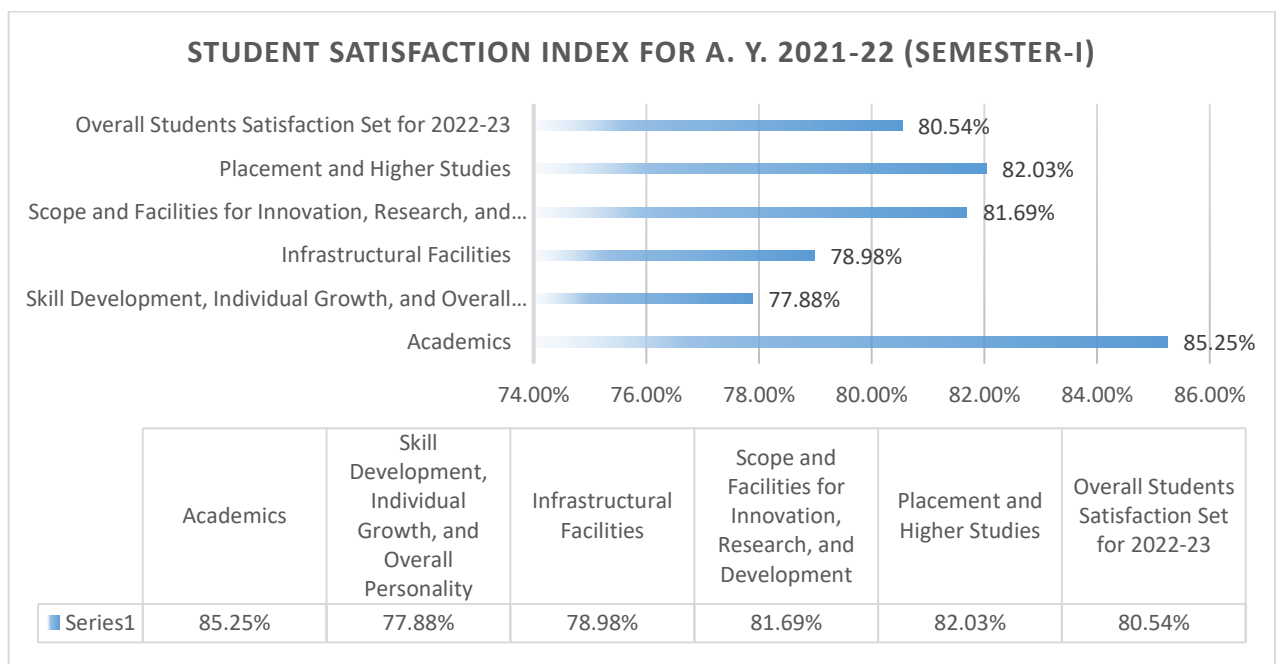
Pimpri Chinchwad Education Trust's  
**Pimpri Chinchwad College of Engineering**  
 Sector No. 26, Pradhikaran,  
 Nigdi, Pune – 411 044, India  
**Department of Civil Engineering**




### Overall Student Satisfaction Index



### Student Satisfaction Index A. Y. 2021-22



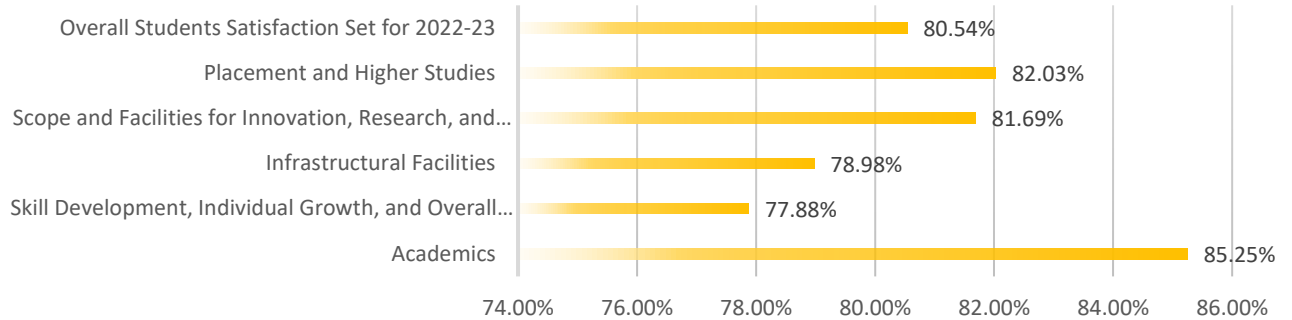
### Student Satisfaction Index for A. Y. 2021-22 (Semester-I)



**Pimpri Chinchwad Education Trust's**  
**Pimpri Chinchwad College of Engineering**  
 Sector No. 26, Pradhikaran,  
 Nigdi, Pune – 411 044, India  
**Department of Civil Engineering**



### STUDENT SATISFACTION INDEX FOR A. Y. 2021-22 (SEMESTER-II)

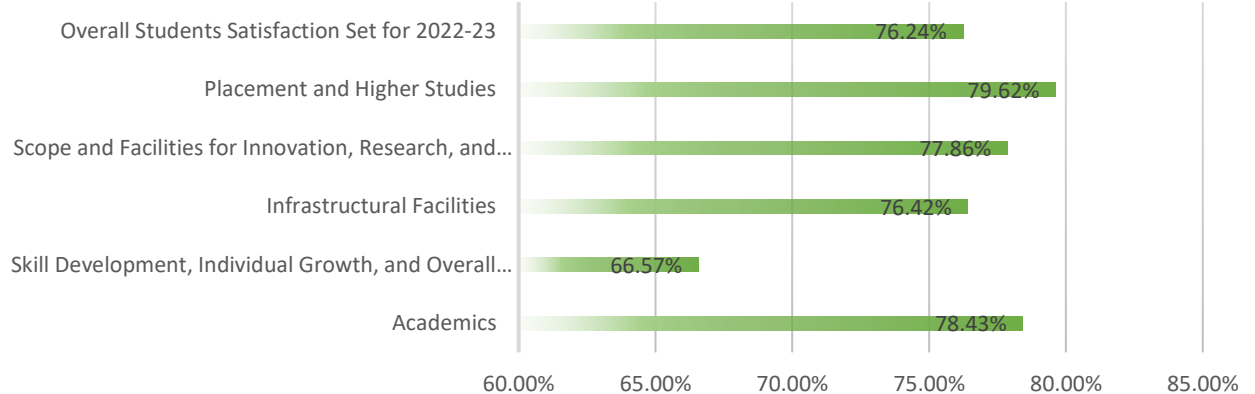


	Academics	Skill Development, Individual Growth, and Overall Personality	Infrastructural Facilities	Scope and Facilities for Innovation, Research, and Development	Placement and Higher Studies	Overall Students Satisfaction Set for 2022-23
Series1	85.25%	77.88%	78.98%	81.69%	82.03%	80.54%

### Student Satisfaction Index for A. Y. 2021-22 (Semester-II)


### Student Satisfaction Index A. Y. 2022-23

### STUDENT SATISFACTION INDEX FOR A.Y. 2022-23 (SEMESTER-I)



	Academics	Skill Development, Individual Growth, and Overall Personality	Infrastructural Facilities	Scope and Facilities for Innovation, Research, and Development	Placement and Higher Studies	Overall Students Satisfaction Set for 2022-23
Series1	78.43%	66.57%	76.42%	77.86%	79.62%	76.24%

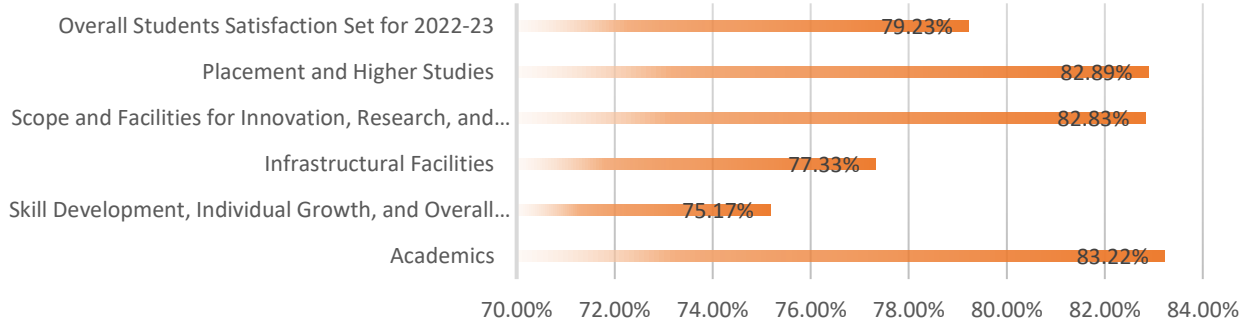
### Student Satisfaction Index for A. Y. 2022-23 (Semester-I)



**Pimpri Chinchwad Education Trust's**  
**Pimpri Chinchwad College of Engineering**  
 Sector No. 26, Pradhikaran,  
 Nigdi, Pune – 411 044, India  
**Department of Civil Engineering**



### STUDENT SATISFACTION INDEX FOR A. Y. 2022-23 (SEMESTER-II)



	Academics	Skill Development, Individual Growth, and Overall Personality	Infrastructural Facilities	Scope and Facilities for Innovation, Research, and Development	Placement and Higher Studies	Overall Students Satisfaction Set for 2022-23
Series1	83.22%	75.17%	77.33%	82.83%	82.89%	79.23%

**Student Satisfaction Index for A. Y. 2022-23 (Semester-II)**